



SEC:57:16/GN
May 30, 2016

The Manager - Listing
National Stock Exchange of India Limited
Capital Market – Listing
Exchange Plaza, 5th Floor, Plot No.C/1, G Block
Bandra-Kurla Complex, Bandra (E),
Mumbai 400 051

Dear Sir,

Sub: Submission of audited financial results for the year ended 31st March 2016

Ref: Reg. 30, 33, 42, 47 and 52 read with Sch. III of the SEBI (Listing Obligations and Disclosure Requirements) Regulations, 2015

We have pleasure in enclosing the audited standalone and consolidated financial results for the year ended 31st March 2016 together with the following:

1. A statement of Assets and Liabilities as on 31st March 2016;
2. Segment information in respect of Consolidated Accounts for the year ended 31st March 2016;
3. A copy of the Statutory Auditors' report on Standalone and Consolidated financial results; and
4. Disclosure under Regulation 52.

The Board of Directors has recommended a final dividend of ₹1/- per share (10%) for the financial year ended 31st March 2016, on the paid-up capital of ₹111.10 cr. This, together with the interim dividend of ₹4.50/- per share (45%) paid on 17th February 2016 and 2nd interim dividend of ₹5.50/- per share (55%) paid on 22nd March 2016 will make a total dividend of ₹11/- per share (110%) for the financial year ended 31st March 2016. The final dividend will be paid to those shareholders whose names stand on the Register of Members of the Company as on 7th July 2016.



Sundaram Finance Limited



SUNDARAM FINANCE
Enduring values. New age thinking.

The audited financial results were approved at the Board Meeting held today. We have also made arrangements for publishing the extract of the audited financial results in 'Business Line' and 'Makkal Kural' on 31st May 2016.

Thanking you,

Yours truly,
for Sundaram Finance Limited

P. Viswanathan
Secretary & Compliance Officer

Encl:

Sundaram Finance Limited



STATEMENT OF AUDITED RESULTS FOR THE QUARTER AND YEAR ENDED 31.03.2016

(₹ in lakhs)

Sl. No.	Particulars	Standalone				Consolidated		
		Quarter Ended		Year Ended		Year Ended		
		31.03.2016	31.12.2015	31.03.2015	31.03.2016	31.03.2015	31.03.2016	
	Audited	Unaudited	Audited	Audited	Audited	Audited		
1	Income from operations	58232.17	59090.80	57777.85	231244.14	225384.22	495922.48	423820.65
2	Insurance Claims - Incurred (net)	-	-	-	-	-	94372.34	50730.71
3	Expenses							
	(a) Employee benefits	5308.46	5335.53	4829.04	21258.88	19558.34	44663.78	40498.07
	(b) Depreciation and amortisation expense	2153.91	2135.74	2359.63	8419.68	9129.34	10633.05	11204.99
	(c) Contingent Provision against Standard Assets	(339.65)	157.11	47.76	131.68	450.63	214.94	588.54
	(d) Provisions and write off	2967.46	1600.26	5006.79	7974.30	9219.37	8953.67	13754.93
	(e) Administrative and Other expenses	4714.90	4917.26	4312.66	19620.43	16590.55	73924.88	48502.96
	Total expenses	14805.08	14145.90	16555.88	57404.97	54948.23	232762.66	165280.20
4	Profit from Operations before other income, finance costs and exceptional items	43427.09	44944.90	41221.97	173839.17	170435.99	263159.82	258540.45
5	Other Income (Refer note no: 2)	3708.78	2200.72	1025.06	16258.19	11441.08	7549.60	5606.39
6	Profit from ordinary activities before finance costs and exceptional items	47135.87	47145.62	42247.03	190097.36	181877.07	270709.42	264146.84
7	Finance costs	29989.80	32421.88	30195.99	121774.01	116757.25	181437.43	178153.31
8	Profit from ordinary activities after finance costs but before exceptional items	17146.07	14723.74	12051.04	68323.35	65119.82	89271.99	85993.53
9	Exceptional items							
10	Profit from ordinary activities before tax	17146.07	14723.74	12051.04	68323.35	65119.82	89271.99	85993.53
11	Tax expense	4935.36	4505.45	2983.48	20595.60	19705.46	30783.20	28692.15
12	Net Profit from ordinary activities after tax	12210.71	10218.29	9067.56	47727.75	45414.36	58488.79	57301.38
13	Extraordinary items							
14	Net profit for the period	12210.71	10218.29	9067.56	47727.75	45414.36	58488.79	57301.38
15	Share of profit of associates	-	-	-	-	-	7721.58	7129.79
16	Minority Interest	-	-	-	-	-	7892.92	6842.93
17	Net Profit after taxes, minority interest and share of profit of associates	12210.71	10218.29	9067.56	47727.75	45414.36	58317.45	57588.24
18	Paid-up Equity Share Capital (Face value of ₹ 10 each)	11110.39	11110.39	11110.39	11110.39	11110.39	11110.39	11110.39
19	Reserves (excluding Revaluation Reserves)				320152.10	286694.94	408354.13	363864.78
20	Basic and Diluted Earnings per Share (before extraordinary items) (₹)	10.99	9.20	8.16	42.96	40.88	52.49	51.83
	Basic and Diluted Earnings per Share (after extraordinary items) (₹)	10.99	9.20	8.16	42.96	40.88	52.49	51.83

Notes:

- The Board of Directors has recommended a final dividend of ₹ 1.00 per share (10%). This, together with two Interim Dividends amounting to ₹ 10.00 per share (100%) already paid, aggregates to a total dividend of ₹ 11.00 per share (110%).
- Other Income for the year 2015-16 includes ₹ 4064.68 lakhs on sale of equity shares in BNP Paribas Sundaram Global Securities Operations Private Limited, a Joint Venture company (previous year ₹ 2609.36 lakhs on sale of equity shares in Credit Information Bureau (India) Limited).
- In March 2015, Reserve Bank of India amended the Non-Banking Financial (Deposit Accepting or Holding) Companies Prudential Norms, requiring NBFCS to classify Non-Performing Assets based on 3 months overdue, by the financial year ending 31st March 2016. As a matter of prudence, the Company has adopted the 3 months norm, in advance, for the financial year ended 31st March 2016, as compared to 120 days norm followed in the previous financial year. This has resulted in an additional charge of ₹ 806.05 lakhs to the Profit before tax for the financial year.
- Royal Sundaram General Insurance Co.Limited became a subsidiary company with effect from 29th July 2015. Consequently, the consolidated figures for the year ended March 31, 2016 are not comparable with those of March 31, 2015.
- The figures for the quarter ended March 31, 2016 and March 31, 2015 are the balancing figures between audited figures for the respective financial years and the published year to date figures up to the third quarter of the relevant financial years.
- Previous year's figures have been regrouped wherever necessary to conform to current year's classification.
- The Company's Secured Non - Convertible Debentures are secured by mortgage of immovable property ranking pari passu and Hypothecation of specific Loan receivables / Hire purchase/ Lease agreements with a cover of 100% / 125%, as per the terms of issue.
- As required under Proviso 2 to Regulation 33(3)(d) of SEBI (Listing Obligations and Disclosure Requirements) Regulations, 2015, the Company hereby declares that the Statutory Auditors have expressed an unmodified opinion on the Standalone and Consolidated financial results.
- The above results were approved by the Board of Directors at their meeting held on 30th May 2016.

By Order of the Board

T T SRINIVASARAGHAVAN
Managing Director

Chennai
30.05.2016


STATEMENT OF AUDITED RESULTS FOR YEAR ENDED 31.03.2016

Statement of Assets and Liabilities		(₹ in Lakhs)			
Sl. No.	Particulars	Standalone		Consolidated	
		31.03.2016	31.03.2015	31.03.2016	31.03.2015
A	EQUITY AND LIABILITIES				
1	Shareholders' Funds				
	(a) Share Capital	11110.39	11110.39	11110.39	11110.39
	(b) Reserves and Surplus	320152.10	286694.94	408354.13	363864.78
	Sub-total - Shareholders' Funds	331262.49	297805.33	419464.52	374975.17
2	Minority Interest	-	-	60410.04	40953.71
3	Non-current Liabilities				
	(a) Long-term borrowings	486517.11	653868.37	873418.36	1121400.49
	(b) Deferred tax liabilities (net)				
	(c) Other long-term liabilities	15568.60	17259.89	104731.02	60777.54
	(d) Long-term provisions	8908.39	8375.53	24234.23	22537.28
	Sub-total - Non-current Liabilities	510994.10	679503.79	1002383.61	1204715.31
4	Current Liabilities				
	(a) Short-term borrowings	222774.39	217367.16	266161.85	227620.95
	(b) Trade payables	8782.63	5149.82	91921.76	43762.86
	(c) Other current liabilities	646542.99	454572.43	940431.61	662027.25
	(d) Short-term provisions	18899.63	21720.89	21907.53	24489.98
	Sub-total - Current liabilities	896999.64	698810.30	1320422.75	957901.04
	TOTAL - EQUITY AND LIABILITIES	1739256.23	1676119.42	2802680.92	2578545.23
B	ASSETS				
1	Non-current Assets				
	(a) Fixed Assets	27844.00	31087.16	36125.64	36752.54
	(b) Goodwill on consolidation	-	-	45990.61	14989.59
	(c) Non-current investments	150465.62	105779.04	306988.86	180245.01
	(d) Deferred tax assets (net)	12159.35	11082.78	14879.36	12303.46
	(e) Long-term loans and advances	788754.93	721094.14	1450797.82	1367824.46
	(f) Other non-current assets	3051.46	1311.83	12194.83	8696.86
	Sub-total - Non-current assets	982275.36	870354.95	1866977.12	1620811.92
2	Current Assets				
	(a) Current investments	33158.46	46368.48	95624.99	92849.27
	(b) Inventories				
	(c) Trade receivables	4250.06	2691.45	5255.49	4990.51
	(d) Cash and cash equivalents	55256.41	67671.90	93824.16	108840.79
	(e) Short-term loans and advances	648711.54	671435.59	710459.77	724419.96
	(f) Other current assets	15604.40	17597.05	30539.39	26632.78
	Sub-total - Current assets	756980.87	805764.47	935703.80	957733.31
	TOTAL - ASSETS	1739256.23	1676119.42	2802680.92	2578545.23

Segment Information in respect of Consolidated Accounts for the year ended 31.03.2016

		(₹ in Lakhs)	
Business Segments		31.03.2016	31.03.2015
1. Segment Revenue			
	a) Asset Financing	319345.65	315992.36
	b) Insurance	142847.09	76255.78
	c) Others	47249.84	43055.75
	Total	509442.58	435303.89
	Less: Inter Segment Revenue	13520.10	11483.24
	Income from Operations	495922.48	423820.65
2. Segment Results			
	a) Asset Financing	75425.79	75427.48
	b) Insurance	3757.06	1359.02
	c) Others	2064.30	3861.13
	Total	81247.15	80647.63
	Add: Other Unallocable income net of Unallocable expenditure	8024.84	5345.90
	Profit Before Tax	89271.99	85993.53
3. Capital Employed (Segment Assets - Segment Liabilities)			
	a) Asset Financing	388505.30	352177.46
	b) Insurance	52879.68	25222.20
	c) Others	17733.21	19895.96
	Add: Unallocated	20756.37	18633.26
	Total	479874.56	415928.88



To
**The Board of Directors,
Sundaram Finance Limited.
Chennai.**

We have audited the accompanying Statement of Financial Results of Sundaram Finance Limited ("the Company") for the quarter ended and year ended March 31, 2016 ("the Statement"), being submitted by the Company pursuant to the requirement of Regulation 33 of SEBI (Listing Obligations and Disclosure Requirements) Regulations, 2015 ("the Listing Regulations, 2015"). This Statement, which is the responsibility of the Company's Management and approved by the Board of Directors, has been prepared on the basis of the related financial statements which is in accordance with the Accounting Standards prescribed under Section 133 of the Companies Act, 2013, as applicable and other accounting principles generally accepted in India. Our responsibility is to express an opinion on the Statement.

We conducted our audit in accordance with the Standards on Auditing issued by the Institute of Chartered Accountants of India. Those Standards require that we comply with ethical requirements and plan and perform the audit to obtain reasonable assurance about whether the Statement is free from material misstatement. An audit includes examining, on a test basis, evidence supporting the amounts disclosed as financial results. An audit also includes assessing the accounting principles used and significant estimates made by management. We believe that our audit provides a reasonable basis for our opinion.

In our opinion and to the best of our information and according to the explanations given to us, the Statement:


- i. is presented in accordance with the requirement of the Listing Regulations, 2015; and
- ii. gives a true and fair view in conformity with the aforesaid Accounting Standards and other accounting principles generally accepted in India of the net profit and other financial information of the Company for the year ended March, 31, 2016.

The Statement includes the results for the quarter ended March, 31, 2016 being the balancing figure between audited figures in respect of the full financial year and the published year to date figures up to the quarter ended December, 31, 2015 which were subject to limited review by us.

Place: Chennai

Date: 30th May, 2016

For BRAHMAYYA & CO.,
Chartered Accountants
Firm/Regn. No. 000511S



L. Ravi Sankar
Partner
Membership No. 25929

To
The Board of Directors,
Sundaram Finance Limited.
Chennai.

We have audited the accompanying Statement of Consolidated Financial Results of Sundaram Finance Limited ("the Company") for the year ended March 31, 2016 ("the Statement"), being submitted by the Company pursuant to the requirement of Regulation 33 of SEBI (Listing Obligations and Disclosure Requirements) Regulations, 2015 ("the Listing Regulations, 2015"). This Statement, which is the responsibility of the Company's Management and approved by the Board of Directors, has been prepared on the basis of the related financial statements which is in accordance with the Accounting Standards prescribed under Section 133 of the Companies Act, 2013, as applicable and other accounting principles generally accepted in India. Our responsibility is to express an opinion on the Statement.

We conducted our audit in accordance with the Standards on Auditing issued by the Institute of Chartered Accountants of India. Those Standards require that we comply with ethical requirements and plan and perform the audit to obtain reasonable assurance about whether the Statement is free from material misstatement. An audit includes examining, on a test basis, evidence supporting the amounts disclosed as financial results. An audit also includes assessing the accounting principles used and significant estimates made by management. We believe that our audit provides a reasonable basis for our opinion.

We did not audit the financial statements of four subsidiaries, whose financial statements reflect total assets of Rs. 3,04,911.73 lakhs as at 31st March, 2016, total revenues of Rs.1,63,451.68 lakhs and net cash flows amounting to Rs.719.09 lakhs for the year ended on that date, as considered in the consolidated financial statements. We did not audit the financial statements of one jointly controlled entity for which the total revenue of Rs. 2878.58 lakhs and net cash flows of Rs. 160.62 lakhs are considered in the consolidated financial statements. The total revenue and net cash flows of the jointly controlled entity included are upto the date the investment was held (i.e. 5th August, 2015). These financial statements have been audited by other auditors whose reports have been furnished to us by the Management and our opinion on the consolidated financial statements, in so far as it relates to the amounts and disclosures included in respect of these subsidiaries and the jointly controlled entity, and our report is based solely on the reports of the other auditors.

The consolidated financial results also include the Group's share of net profit of Rs. 42,19.22 lakhs for the year ended 31st March, 2016, in respect of five associates, whose financial statements are unaudited. The consolidated financial results also include the Group's share of



net profit of Rs. 35,02.36 lakhs for the year ended 31st March, 2016, in respect of two associates, whose financial information is unaudited. These financial statements / financial information are unaudited and have been furnished to us by the Management and our opinion on the consolidated financial results, in so far as it relates to the amounts and disclosures included in respect of these associates, and our report is based solely on such unaudited financial statements / financial information. In our opinion and according to the information and explanations given to us by the Management, these financial statements / financial information are not material to the Group.

In our opinion and to the best of our information and according to the explanations given to us, the Statement:

- i. Include the financial results of the following entities:

HOLDING COMPANY
1. Sundaram Finance Limited
SUBSIDIARY COMPANIES
1. Royal Sundaram General Insurance Co. Limited (effective 29 th July, 2015)
2. Sundaram BNP Paribas Home Finance Limited
3. Sundaram Asset Management Company Limited
4. Sundaram BNP Paribas Fund Services Limited
5. Sundaram Business Services Limited
6. Sundaram BPO India Limited
7. Sundaram Finance Distribution Limited
8. Sundaram Infotech Solutions Limited
9. Sundaram Trustee Company Limited
10. Infreight Logistics Solutions Limited
11. Sundaram Asset Management Singapore Pte. Limited
12. LGF Services Limited
13. Sundaram Insurance Broking Services Limited
JOINTLY CONTROLLED ENTITY
1. BNP Paribas Sundaram Global Securities Operations Private Limited (till 5 th August, 2015)
2. Royal Sundaram General Insurance Co. Ltd. (till 28 th July, 2015)

ASSOCIATES


1. Axles India Limited
2. Turbo Energy Private Limited
3. Transenergy Limited
4. Sundaram Dynacast Private Limited
5. Sundaram Hydraulics Limited
6. Flometallic India Private Limited
7. The Dunes Oman LLC (FZC)

- ii. is presented in accordance with the requirement of the Listing Regulations, 2015; and
- iii. gives a true and fair view in conformity with the aforesaid Accounting Standards and other accounting principles generally accepted in India of the net profit and other financial information of the Company for the year ended March, 31, 2016.

Place: Chennai.

Date: 30th May, 2016

For BRAHMAYYA & CO.,
Chartered Accountants
Firm Regn. No. 000511S


L. Ravi Sankar
Partner
Membership No. 25929



SEC:65:16/GN
May 30, 2016

The Manager - Listing
National Stock Exchange of India Limited
Capital Market – Listing
Exchange Plaza, 5th Floor
Plot No.C/1, G Block
Bandra-Kurla Complex
Bandra (E), Mumbai 400 051

Sub: Disclosure under Reg. 52 of SEBI (Listing Obligations and Disclosure Requirements) Regulations, 2015

As required under Reg. 52 (4) of the SEBI (Listing Obligation and Disclosure Requirements) Regulations, 2015 we provide the following details:

1. Credit Rating:

Secured Non Convertible Debentures are rated by

ICRA AA+ / Stable
CRISIL AA+ / Stable

No change in the credit ratings during the year 2015-16

2. Debt Equity Ratio:

Debt equity ratio as on 31st March 2016 is 3.81

3. Previous due date for the payment of Interest / Principal for the Non Convertible Debt Securities and whether the same has been paid or not:

Principal / Interest payments paid during the period 1st Oct 2015 to 31st March 2016 are enclosed vide annexure - 1

4. Next due date for the payment of Interest / Principal for the Non Convertible Debt Securities:

Principal / Interest payments dues during the period 1st April 2016 to 30th Sep 2016 are enclosed vide annexure - 2

Sundaram Finance Limited





5. Outstanding Redeemable Preference Shares: NIL

6. Debenture Redemption Reserve (DRR):

As per the Companies (Share Capital and Debentures) Rules 2014, DRR is not required to be created for issue of privately placed debentures by Non-Banking Finance Companies registered with Reserve Bank of India under Section 45 IA of the RBI (Amendment) Act 1997.

7. Net Worth as of 31st March 2016:

₹331262.49 lakhs

8. Net Profit after tax for the year 2015 – 16:

₹47727.75 lakhs

9. Earnings per share for the year 2015 – 16:

₹42.96

The Certificate from the debenture trustee, viz., M/s. IDBI Trusteeship Services Limited, Mumbai, to be submitted in accordance with Regulation 52(5), will be sent in due course.

Further, as required Reg. 57(2), we confirm that all the documents and intimations have been submitted to Debenture Trustees in terms of Debenture Trust Deed and Securities and Exchange Board of India (Issue and Listing of Debt Securities) Regulations, 2008.

Thanking you,

Yours truly,
for Sundaram Finance Limited

P. Viswanathan
Secretary & Compliance Officer

Encl:

Sundaram Finance Limited

Annexure - 1

ISIN NO	Series	Issue Size (Rs. In lakhs)	Maturity Date	Principal / Interest Due Date	Category	Paid / Unpaid
INE660A07KC5	M 23	6000.00	27-Sep-16	05-Oct-15	Interest	Paid
INE660A07KB7	M 22	1600.00	06-Oct-15	06-Oct-15	Principal	Paid
INE660A07KD3	M 24	7500.00	10-Oct-16	09-Oct-15	Interest	Paid
INE660A07KE1	M 25	1000.00	09-Oct-15	09-Oct-15	Principal + Interest	Paid
INE660A07JA1	L 39	10000.00	12-Oct-15	12-Oct-15	Principal + Interest	Paid
INE660A07IZ0	L 40	7500.00	12-Oct-15	12-Oct-15	Principal + Interest	Paid
INE660A07ME7	N 49	10000.00	31-Oct-16	31-Oct-15	Interest	Paid
INE660A07EY2	J 18	20000.00	09-Nov-15	09-Nov-15	Principal + Interest	Paid
INE660A07FD3	J 21	20000.00	04-Dec-15	04-Dec-15	Principal + Interest	Paid
INE660A07MF4	N 53	15000.00	23-Dec-16	28-Dec-15	Interest	Paid
INE660A07MG2	N 54	5000.00	24-Jun-16	28-Dec-15	Interest	Paid
INE660A07MM0	N 60	2500.00	12-Jan-18	12-Jan-16	Interest	Paid
INE660A07MN8	N 61	1800.00	12-Apr-18	12-Jan-16	Interest	Paid
INE660A07MO6	N 62	15000.00	12-Apr-16	12-Jan-16	Interest	Paid
INE660A07JF0	L 45	5000.00	29-Jan-18	28-Jan-16	Interest	Paid
INE660A07MP3	N 63	10000.00	03-Feb-17	28-Jan-16	Interest	Paid
INE660A07KX1	N 16	10000.00	28-Jan-16	28-Jan-16	Principal + Interest	Paid
INE660A07LA7	N 19	10000.00	08-Feb-16	08-Feb-16	Principal + Interest	Paid
INE660A07NLO	O 20	5000.00	07-Mar-18	08-Mar-16	Interest	Paid
INE660A07NF2	O 14	10000.00	21-Mar-17	21-Mar-16	Interest	Paid
INE660A07MC1	N 47	10000.00	29-Mar-16	29-Mar-16	Principal + Interest	Paid



Annexure - 2

ISIN NO	Series	Issue Size (Rs. In lakhs)	Maturity Date	Principal / Interest Due Date	Category
INE660A07ML2	N 59	2500.00	12-Apr-16	12-Apr-16	Principal + Interest
INE660A07MO6	N 62	15000.00	12-Apr-16	12-Apr-16	Principal + Interest
INE660A07NH8	O 16	30000.00	20-Mar-17	12-Apr-16	Interest
INE660A07MT5	O 1	5000.00	10-Mar-17	13-Apr-16	Interest
INE660A07MU3	O 2	3500.00	13-Apr-17	13-Apr-16	Interest
INE660A07MW9	O 4	5000.00	17-Mar-17	16-Apr-16	Interest
INE660A07MX7	O 5	25000.00	22-Mar-17	18-Apr-16	Interest
INE660A07JG8	M 1	6000.00	27-Apr-18	27-Apr-16	Interest
INE660A07MQ1	N 64	8000.00	29-Apr-16	29-Apr-16	Principal
INE660A07KK8	N 3	5000.00	02-May-17	02-May-16	Interest
INE660A07KL6	N 4	10000.00	02-May-16	02-May-16	Principal + Interest
INE660A07JH6	M 2	10000.00	06-May-16	06-May-16	Principal + Interest
INE660A07KM4	N 5	6000.00	06-May-19	06-May-16	Interest
INE660A07JL8	M 7	4400.00	09-May-16	09-May-16	Principal
INE660A07JM6	M 8	2000.00	10-May-16	10-May-16	Principal
INE660A07KR3	N 8	3000.00	11-May-16	11-May-16	Principal
INE660A07JN4	M 10	1000.00	13-May-16	13-May-16	Principal + Interest
INE660A07JP9	M 11	5000.00	14-May-16	14-May-16	Principal + Interest
INE660A07JR5	M 13	10000.00	16-May-16	16-May-16	Principal + Interest
INE660A07KS1	N 9	3000.00	19-May-17	19-May-16	Interest
INE660A07KP7	N 10	2000.00	20-May-19	20-May-16	Interest
INE660A07KOO	N 11	10000.00	20-May-16	20-May-16	Principal + Interest
INE660A07KT9	N 12	10000.00	26-May-17	26-May-16	Interest
INE660A07KU7	N 13	10000.00	26-May-16	26-May-16	Principal + Interest
INE660A07JS3	M 6	15300.00	29-May-18	30-May-16	Interest
INE660A07JT1	M 15	7500.00	03-Jun-16	03-Jun-16	Principal + Interest
INE660A07MY5	O 7	27500.00	08-Jun-17	08-Jun-16	Interest
INE660A07MG2	N 54	5000.00	24-Jun-16	24-Jun-16	Principal + Interest
INE660A07NB1	O 10	10000.00	29-Jun-17	29-Jun-16	Interest
INE660A07NC9	O 11	14300.00	29-Jun-18	29-Jun-16	Interest
INE660A07JV7	M 14	6000.00	04-Jul-16	04-Jul-16	Principal + Interest
INE660A07KVS	N 14	10000.00	14-Jul-16	14-Jul-16	Principal + Interest
INE660A07KW3	N 15	8000.00	25-Jul-19	25-Jul-16	Interest
INE660A07KZ6	N 18	2000.00	02-Aug-16	02-Aug-16	Principal + Interest
INE660A07LD1	N 22	2700.00	08-Aug-16	08-Aug-16	Principal + Interest
INE660A07JZ8	M 20	3600.00	09-Aug-16	09-Aug-16	Principal + Interest
INE660A07LB5	N 20	3000.00	10-Aug-16	10-Aug-16	Principal + Interest
INE660A07JX3	M 18	20000.00	13-Aug-18	16-Aug-16	Interest
INE660A07LF6	N 23	2000.00	19-Aug-17	19-Aug-16	Interest
INE660A07ND7	O 12	2500.00	18-Aug-17	19-Aug-16	Interest
INE660A07LL4	N 30	3600.00	22-Aug-16	22-Aug-16	Principal
INE660A07LE9	N 24	3300.00	23-Aug-16	23-Aug-16	Principal + Interest
INE660A07LH2	N 26	3500.00	25-Aug-17	25-Aug-16	Interest
INE660A07LO8	N 33	3370.00	30-Aug-16	30-Aug-16	Principal
INE660A07KY9	N 17	3900.00	31-Aug-16	31-Aug-16	Principal + Interest
INE660A07LI0	N 27	2700.00	31-Aug-16	31-Aug-16	Principal
INE660A07NE5	O 13	10000.00	31-Aug-17	31-Aug-16	Interest
INE660A07JY1	M 19	2900.00	01-Sep-16	01-Sep-16	Principal + Interest
INE660A07LS9	N 37	7500.00	05-Sep-16	05-Sep-16	Principal + Interest
INE660A07LU5	N 39	1910.00	06-Sep-16	06-Sep-16	Principal
INE660A07LP5	N 34	2640.00	07-Sep-16	07-Sep-16	Principal
INE660A07LG4	N 25	2000.00	13-Sep-16	13-Sep-16	Principal + Interest
INE660A07LM2	N 31	4500.00	13-Sep-16	13-Sep-16	Principal + Interest
INE660A07LX9	N 42	2000.00	16-Sep-16	16-Sep-16	Principal + Interest
INE660A07LW1	N 41	2650.00	20-Sep-16	20-Sep-16	Principal
INE660A07NGO	O 15	5000.00	21-Mar-17	21-Sep-16	Interest
INE660A07LY7	N 43	30000.00	22-Sep-17	22-Sep-16	Interest
INE660A07LZ4	N 44	20000.00	22-Sep-16	22-Sep-16	Principal + Interest
INE660A07KA9	M 21	10000.00	23-Sep-16	23-Sep-16	Principal + Interest
INE660A07MA5	N 45	7500.00	23-Sep-16	23-Sep-16	Principal + Interest
INE660A07MB3	N 46	20000.00	26-Sep-17	26-Sep-16	Interest
INE660A07KC5	M 23	6000.00	27-Sep-16	27-Sep-16	Principal + Interest




CERTIFICATE FOR RECEIPT AND NOTING OF INFORMATION

[Pursuant to Regulation 52(5) of the Securities and Exchange Board of India (Listing Obligations and Disclosure Requirements) Regulations, 2015]

We, IDBI Trusteeship Service Limited (“**Debenture Trustee**”) hereby confirm that we have received and noted the information, as specified under regulation 52(4) of Securities and Exchange Board of India (Listing Obligations and Disclosure Requirements) Regulation, 2015 (“**Regulations**”), provided to us by Sundaram Finance Limited (“**the Company**”) for the financial year ended March 31, 2016.

This Certificate is being issued pursuant to the requirements of regulation 52(5) of the aforesaid Regulations, for onward submission to Stock Exchange(s) by the Company.

For **IDBI Trusteeship Services Limited**



Authorised Signatory

Date: May 30, 2016