

**(D) (a) Statement showing Shareholding Pattern**

**Name of the Company : Sundaram Finance Limited**

**Scrip Code:SUNDARMFIN**

**Name of the scrip: Sundaram Finance Ltd.**

**Class of security:Equity**

**Quarter Ended: 31st March 2013**

<b>Partly paid-up shares:-</b>	<b>No. of partly paid-up shares</b>	<b>As a % of total no. of partly paid-up shares</b>	<b>As a % of total no. of shares of the company</b>
Held by promoter / promoter group	<b>NIL</b>		
Held by public			
<b>Total</b>			
<b>Outstanding convertible securities:-</b>	<b>No. of outstanding securities</b>	<b>As a % of total no. of outstanding convertible securities</b>	<b>As a % of total no. of shares of the company, assuming full conversion of the convertible securities</b>
Held by promoter / promoter group	<b>NIL</b>		
Held by public			
<b>Total</b>			
<b>Warrants:-</b>	<b>No. of warrants</b>	<b>As a % of total no. of warrants</b>	<b>As a % of total no. of shares of the company, assuming full conversion of warrants</b>
Held by promoter / promoter group	<b>NIL</b>		
Held by public			
<b>Total</b>			
<b>Total paid-up capital of the company, assuming full conversion of warrants and convertible securities</b>	<b>Rs.111,10,38,600/- (11,11,03,860 equity shares of Rs.10/- each fully paid-up)</b>		






Category Code	Category of shareholder	No. of Shareholders	Total Number of shares	Number of shares held in dematerialized form	Total shareholding as a percentage of total number of shares		Shares Pledged or otherwise encumbered	
					As a Percentage of (A+B)	As a Percentage of (A+B+C)	Number of Shares	As a %
<b>(B)</b>	<b>Public Shareholding</b>							
(1)	<b>Institutions</b>						N.A	N.A
(a)	Mutual Funds / UTI	28	4962748	4962248	4.47	4.47	N.A	N.A
(b)	Financial Institutions / Banks	7	13945	12745	0.01	0.01		
(c)	Central Government / State Government(s)	-	-	-	-	-		
(d)	Venture Capital Funds	-	-	-	-	-		
(e)	Insurance Companies	3	4163492	4163492	3.75	3.75		
(f)	Foreign Institutional Investors	44	4592693	4592193	4.13	4.13		
(g)	Foreign Venture Capital Investors	-	-	-	-	-		
(h)	Qualified Foreign Investor	-	-	-	-	-		
(i)	Any Other (specify)	-	-	-	-	-		
	<b>Sub- Total (B)(1)</b>	<b>82</b>	<b>13732878</b>	<b>13730678</b>	<b>12.36</b>	<b>12.36</b>		
(2)	<b>Non- Institutions</b>						N.A	N.A
(a)	Bodies Corporate	561	7885135	7791835	7.10	7.10		
(b)	Individuals							
i	Individual shareholders holding nominal shares capital up to Rs.1 lakh	19410	12274154	9153604	11.05	11.05		
ii	Individual shareholders holding nominal shares capital in excess of Rs.1 lakh	607	34600176	28042948	31.14	31.14		
(c)	Qualified Foreign Investor	-	-	-	-	-		
(d)	Any Other:							
	Mr. M S Parthasarathy and Mr. S Krishnamurthy, Trustees, SFL Shares Trust. The Trustees do not have any voting rights in respect of these shares.	1	1737012	1737012	1.56	1.56		
	Trusts	5	1082350	1082350	0.97	0.97		
	Clearing Members	37	65682	65682	0.06	0.06		
	<b>Sub- Total (B)(2)</b>	<b>20621</b>	<b>57644509</b>	<b>47873431</b>	<b>51.88</b>	<b>51.88</b>		
	<b>Total Public Shareholding (B)=(B)(1)+(B)(2)</b>	<b>20703</b>	<b>71377387</b>	<b>61604109</b>	<b>64.24</b>	<b>64.24</b>	N.A	N.A
	<b>Total (A)+(B)</b>	<b>20815</b>	<b>111103860</b>	<b>101233290</b>	<b>100.00</b>	<b>100.00</b>		
(C)	<b>Shares held by Custodian and against which Depository Receipts have been issued</b>	-	-	-	-	-	N.A	N.A
(1)	Promoter and Promoter Group							
(2)	Public							
	<b>GRAND TOTAL (A)+(B)+(C)</b>	<b>20815</b>	<b>111103860</b>	<b>101233290</b>	<b>100.00</b>	<b>100.00</b>		




SUNDARAM FINANCE LIMITED

(I) (b) Statement showing holding of securities (including shares, warrants, convertible securities) of persons belonging to the category "Promoter and Promoter Group"

Sr. No.	Name of the Shareholder	Details of Shares Held		Encumbered shares (*)			Details of warrants		Details of convertible securities		Total shares (including underlying shares assuming full conversion of warrants and convertible securities) as a % of diluted share capital
		No. of Shares held	As a % of grand total (A) + (B) + (C)	No.	As a percentage	As a % of grand total (A) + (B) + (C) of sub-clause (I) (a)	Number of warrants held	As a % total number of warrants of the same class	Number of convertible securities held	As a % total number of convertible securities of the same class	
(I)	(II)	(III)	(IV)	(V)	(VI) = (V) / (III) * 100	(VII)	(VIII)	(IX)	(X)	(XI)	(XII)
1	MASTER ASHWATHANARAYAN RAMJI Rep By F/G: MR N RAMJI & MR N RAMJI	600	0.00	-	-	-	Not Applicable				0.00
2	MR N RAMJI & MASTER ASHWATHANARAYAN RAMJI Rep By F/G: MR N RAMJI	56520	0.05	-	-	-					0.05
3	MR N S RAMJI & MASTER ASHWATHANARAYAN RAMJI Rep By F/G: MR N S RAMJI	6884	0.01	-	-	-					0.01
4	MR N S RAMJI & MISS AISHWARYA RAMJI Rep By F/G: MR N S RAMJI	6884	0.01	-	-	-					0.01
5	MR N RAMJI & MASTER ASHWATHANARAYAN RAMJI Rep By F/G: MR N RAMJI	1008	0.00	-	-	-					0.00
6	MR N RAMJI & MISS AISHWARYA RAMJI Rep By F/G: MR N RAMJI	1008	0.00	-	-	-					0.00
7	MR N RAMJI & MRS SHARMILA RAMJI	788	0.00	-	-	-					0.00
8	MR N RAMJI & MASTER ASHWATHANARAYAN RAMJI Rep By F/G: MR N RAMJI	23600	0.02	-	-	-					0.02
9	MR SRINIVAS RAGHAVAN	27040	0.02	-	-	-					0.02
10	MR AKSHAY KRISHNAN	206300	0.19	-	-	-					0.19
11	MR JAIDEEP CHAKRAVARTHY	380756	0.34	-	-	-					0.34
12	MR PRADEEP CHAKRAVARTHY	363544	0.33	-	-	-					0.33



Sr. No.	Name of the Shareholder	Details of Shares Held		Encumbered shares (*)			Details of warrants		Details of convertible securities		Total shares (including underlying shares assuming full conversion of warrants and convertible securities) as a % of diluted share capital
		No. of Shares held	As a % of grand total (A) + (B) + (C)	No.	As a percentage	As a % of grand total (A) + (B) + (C) of sub-clause (I) (a)	Number of warrants held	As a % total number of warrants of the same class	Number of convertible securities held	As a % total number of convertible securities of the same class	
13	MR S CHAKRAVARTHY	608884	0.55	-	-	-					0.55
14	MR S RAGHAVAN	164000	0.15	-	-	-					0.15
15	MRS ANURADHA RAGHAVAN	233264	0.21	-	-	-					0.21
16	MR S RAGHAVAN	111164	0.10	-	-	-					0.10
17	MRS USHA RAGHAVAN	934992	0.84	-	-	-					0.84
18	MR BARATH RENGARAJAN	646268	0.58	-	-	-					0.58
19	MRS SARASWATHI SRINIVASAN	304320	0.27	-	-	-					0.27
20	MISS TULSI S RAMANUJAM	8000	0.01	-	-	-					0.01
21	MR S RAM & MR S VIJI	1160647	1.04	-	-	-					1.04
22	MR SUMANTH RAMANUJAM	3212	0.00	-	-	-					0.00
23	MR K VASUDEVAN	287492	0.26	-	-	-					0.26
24	MRS LILY VIJAYARAGHAVAN & MRS SASHI PARTHASARATHY	353312	0.32	-	-	-					0.32
25	MR K VASUDEVAN & MRS LAKSHMI VASUDEVAN	46392	0.04	-	-	-					0.04
26	MRS LAKSHMI VASUDEVAN	274816	0.25	-	-	-					0.25
27	MR SHARATH VIJAYARAGHAVAN	314000	0.28	-	-	-					0.28
28	MRS LILY VIJAYARAGHAVAN	635436	0.57	-	-	-					0.57
29	MRS LILY VIJAYARAGHAVAN & MR BADRI VIJAYARAGHAVAN	173776	0.16	-	-	-					0.16
30	MRS LILY VIJAYARAGHAVAN & MR SHARATH VIJAYARAGHAVAN	173776	0.16	-	-	-					0.16
31	MRS RAMA SRIDHARAN	55920	0.05	-	-	-					0.05
32	MR N KRISHNAN	101592	0.09	-	-	-					0.09
33	MR N KRISHNAN	101592	0.09	-	-	-					0.09
34	MR ANANTH KRISHNAN	206300	0.19	-	-	-					0.19
35	MR SHREEN RAGHAVAN	34892	0.03	-	-	-					0.03
36	MRS DANGETY KRISHNAKUMARI	20412	0.02	-	-	-					0.02
37	MR DANGETY SATYANARAYANAMURTY	2912	0.00	-	-	-					0.00




Sr. No.	Name of the Shareholder	Details of Shares Held		Encumbered shares (*)			Details of warrants		Details of convertible securities		Total shares (including underlying shares assuming full conversion of warrants and convertible securities) as a % of diluted share capital
		No. of Shares held	As a % of grand total (A) + (B) + (C)	No.	As a percentage	As a % of grand total (A) + (B) + (C) of sub-clause (I) (a)	Number of warrants held	As a % total number of warrants of the same class	Number of convertible securities held	As a % total number of convertible securities of the same class	
38	M/S. ROHINI HOLDINGS PRIVATE LIMITED	1294362	1.17	-	-	-					1.17
39	M/S. ALLEGRO HOLDINGS PRIVATE LIMITED	1215100	1.09	-	-	-					1.09
40	M/S. SILVER OAK HOLDINGS PRIVATE LIMITED	1436914	1.29	-	-	-					1.29
41	M/S. ATHREYA HARSHA HOLDINGS PRIVATE LIMITED	833382	0.75	-	-	-					0.75
42	M/S. UTHIRATTADHI SRIRAM HOLDINGS PRIVATE LIMITED	1473560	1.33	-	-	-					1.33
43	M/S. MAHAM HOLDINGS PRIVATE LIMITED	512720	0.46	-	-	-					0.46
44	M/S. REVATHI HOLDINGS PRIVATE LIMITED	1220460	1.10	-	-	-					1.10
45	M/S. PADMALAKSHMI HOLDINGS PRIVATE LIMITED	1292832	1.16	-	-	-					1.16
46	M/S. RAGHUVAMSA HOLDINGS PRIVATE LIMITED	1821634	1.64	-	-	-					1.64
47	MRS INDIRA KRISHNASWAMI	162180	0.15	-	-	-					0.15
48	MR NARAYANAN RAMJI .	106760	0.10	-	-	-					0.10
49	MR R. RAMANUJAM & MR R. SRIKANTH	125688	0.11	-	-	-					0.11
50	MR ANANTH RAMANUJAM .	539892	0.49	-	-	-					0.49
51	MR T.T. RANGASWAMY, MR T.T. VENKATRAGHAVAN & MR T.T. SRINIVASARAGHAVAN	48628	0.04	-	-	-					0.04
52	MR T.T. RANGASWAMY, MR T.T. NARENDRAN & MR T.T. HAYAGREEVAN	49200	0.04	-	-	-					0.04
53	MR T T SRINIVASARAGHAVAN MRS VIMALA RANGASWAMY & MRS BAGYAM RAGHAVAN	85084	0.08	-	-	-					0.08
54	MRS BAGYAM RAGHAVAN & MR T T VENKATRAGHAVAN	113308	0.10	-	-	-					0.10



Sr. No.	Name of the Shareholder	Details of Shares Held		Encumbered shares (*)			Details of warrants		Details of convertible securities		Total shares (including underlying shares assuming full conversion of warrants and convertible securities) as a % of diluted share capital
		No. of Shares held	As a % of grand total (A) + (B) + (C)	No.	As a percentage	As a % of grand total (A) + (B) + (C) of sub-clause (I) (a)	Number of warrants held	As a % total number of warrants of the same class	Number of convertible securities held	As a % total number of convertible securities of the same class	
55	MR T T NARENDRAN, MRS VIMALA RANGASWAMY & MRS PADMINI NARENDRAN	162988	0.15	-	-	-					0.15
56	MRS PADMINI NARENDRAN & MR T T HAYAGREEVAN	106044	0.10	-	-	-					0.10
57	MRS VIMALA RANGASWAMY, MR T T NARENDRAN & MRS PADMINI NARENDRAN	95024	0.09	-	-	-					0.09
58	MR SRIVATS RAM .	1669572	1.50	-	-	-					1.50
59	MR SRIKANTH RAMANUJAM .	910052	0.82	-	-	-					0.82
60	MR SRIRAM VIJI .	1247520	1.12	-	-	-					1.12
61	MR R. RAMANUJAM .	232534	0.21	-	-	-					0.21
62	MRS RUPA SRIKANTH .	70188	0.06	-	-	-					0.06
63	MR SRIKANTH RAMANUJAM & MRS RUPA SRIKANTH	4472	0.00	-	-	-					0.00
64	MR S. NARAYANAN & MRS CHOODAMANI NARAYANAN	141520	0.13	-	-	-					0.13
65	MRS CHOODAMANI NARAYANAN .	334720	0.30	-	-	-					0.30
66	MRS CHOODAMANI NARAYANAN & MR S. NARAYANAN	13504	0.01	-	-	-					0.01
67	MRS PREMA RAMANUJAM .	643412	0.58	-	-	-					0.58
68	MRS ARUNA SANKARANARAYANAN .	56840	0.05	-	-	-					0.05
69	MR S. RAM .	502988	0.45	-	-	-					0.45
70	MR HARSHA VIJI .	1354318	1.22	-	-	-					1.22
71	MR ADITYA S. RAMANUJAM .	172532	0.16	-	-	-					0.16
72	MR S. VIJI .	892480	0.80	-	-	-					0.80
73	MRS VIJAYA RANGARAJAN .	887364	0.80	-	-	-					0.80
74	MR SRIRAM VIJI & MRS CHITRA VIJI	3156	0.00	-	-	-					0.00



Sr. No.	Name of the Shareholder	Details of Shares Held		Encumbered shares (*)			Details of warrants		Details of convertible securities		Total shares (including underlying shares assuming full conversion of warrants and convertible securities) as a % of diluted share capital
		No. of Shares held	As a % of grand total (A) + (B) + (C)	No.	As a percentage	As a % of grand total (A) + (B) + (C) of sub-clause (I) (a)	Number of warrants held	As a % total number of warrants of the same class	Number of convertible securities held	As a % total number of convertible securities of the same class	
75	MR R. RAMANUJAM & MR ANANTH RAMANUJAM	25600	0.02	-	-	-					0.02
76	MR HARSHA VIJI & MRS CHITRA VIJI	3156	0.00	-	-	-					0.00
77	MRS NIVEDITA RAM .	1616566	1.46	-	-	-					1.46
78	MRS CHITRA VIJI .	823034	0.74	-	-	-					0.74
79	MRS GITA RAM .	1134680	1.02	-	-	-					1.02
80	MR S. VIJI & MRS CHITRA VIJI	8684	0.01	-	-	-					0.01
81	MR ARJUN RANGARAJAN .	1245270	1.12	-	-	-					1.12
82	MR R. RAMANUJAM (HUF) .	9992	0.01	-	-	-					0.01
83	MR SRIKANTH RAMANUJAM (HUF) .	8000	0.01	-	-	-					0.01
84	MR SRIVATS RAM (HUF) .	77200	0.07	-	-	-					0.07
85	MR S. VIJI (HUF) .	113988	0.10	-	-	-					0.10
86	MR S. VIJI (HUF) .	365924	0.33	-	-	-					0.33
87	MISS ANUPAMA LAKSHMI RANGARAJAN .	594552	0.54	-	-	-					0.54
88	MR S. NARAYANAN .	4600	0.00	-	-	-					0.00
89	MR NARAYANAN RAMJI (HUF) .	408480	0.37	-	-	-					0.37
90	MR SRINIVASARAGHAVAN SUNDARAM .	1038968	0.94	-	-	-					0.94
91	MR A.M. SRINIVASAN & MR S. KISHORE	452	0.00	-	-	-					0.00
92	MR S. KISHORE & MR A.M. SRINIVASAN	113612	0.10	-	-	-					0.10
93	MR SRIKANTH RAMANUJAM & MR ANANTH RAMANUJAM	823904	0.74	-	-	-					0.74
94	MISS TARIKA RAM (MINOR) .	13490	0.01	-	-	-					0.01
95	MISS TULSI S. RAMANUJAM (MINOR) .	164532	0.15	-	-	-					0.15
96	MR DAYA AMBIRAJAN .	119650	0.11	-	-	-					0.11
97	MASTER RANJAN AMBIRAJAN	6744	0.01	-	-	-					0.01





Sr. No.	Name of the Shareholder	Details of Shares Held		Encumbered shares (*)			Details of warrants		Details of convertible securities		Total shares (including underlying shares assuming full conversion of warrants and convertible securities) as a % of diluted share capital
		No. of Shares held	As a % of grand total (A) + (B) + (C)	No.	As a percentage	As a % of grand total (A) + (B) + (C) of sub-clause (I) (a)	Number of warrants held	As a % total number of warrants of the same class	Number of convertible securities held	As a % total number of convertible securities of the same class	
98	MR R. RAMANUJAM & MRS PREMA RAMANUJAM	9736	0.01	-	-	-					0.01
99	MR T T RANGASWAMY (HUF)	49324	0.04	-	-	-					0.04
100	MR T T SRINIVASA RAGHAVAN (HUF)	123192	0.11	-	-	-					0.11
101	MR T T RANGASWAMY (HUF)	39724	0.04	-	-	-					0.04
102	MR T T NARENDRAN (HUF)	95068	0.09	-	-	-					0.09
103	MR T T SRINIVASARAGHAVAN & MR T T NARENDRAN	109636	0.10	-	-	-					0.10
104	MR T T SRINIVASARAGHAVAN & MRS BAGYAM RAGHAVAN	105656	0.10	-	-	-					0.10
105	MR T T NARENDRAN & MRS PADMINI NARENDRAN	106208	0.10	-	-	-					0.10
106	MR T T NARENDRAN & MRS PADMINI NARENDRAN	98144	0.09	-	-	-					0.09
107	MRS VIMALA RANGASWAMY, MR T T SRINIVASARAGHAVAN & MR T T VENKATRAGHAVAN	82664	0.07	-	-	-					0.07
108	MR A M SRINIVASAN	120	0.00	-	-	-					0.00
109	MR VISHNU VIJAYARAGHAVAN	75984	0.07	-	-	-					0.07
110	MRS LAKSHMI VIJAYARAGHAVAN	39860	0.04	-	-	-					0.04
111	MR SHARATH VIJAYARAGHAVAN	174844	0.16	-	-	-					0.16
112	MR ANANTH RAMANUJAM	30000	0.03	-	-	-					0.03
	<b>TOTAL</b>	<b>39726473</b>	<b>35.76</b>								<b>35.76</b>



SUNDARAM FINANCE LIMITED

(l) (c) (i) Statement showing holding of securities (including shares, warrants, convertible securities) of persons belonging to the category "Public" and holding more than 1% of the total number of shares

Sr. No.	Name of the shareholder	Number of shares held	Shares as a percentage of total number of shares (i.e. Grand Total (A) + (B) + (C) indicated in Statement at para (l) (a) above)	Details of warrants		Details of convertible securities		Total shares (including underlying shares assuming full conversion of warrants and convertible securities) as a % of diluted share capital
				Number of warrants held	As a % total number of warrants of the same class	Number of convertible securities held	% w.r.t total number of convertible securities of the same class	
1	United India Insurance Company Limited	3380012	3.04					3.04
2	India Motor Parts & Accessories Limited	2780000	2.50					2.50
3	Bright Star Investments Pvt. Ltd.	2101434	1.89					1.89
4	Templeton India Equity Income Fund	2073832	1.87					1.87
5	M S Parthasarathy & S Krishnamurthy	1737012	1.56					1.56
6	Pari Washington Company Pvt. Ltd. A/c. Pari Washington India Master Fund Ltd.	1127296	1.01					1.01
	<b>Total</b>	<b>13199586</b>	<b>11.88</b>					<b>11.88</b>

(l) (c) (ii) Statement showing holding of securities (including shares, warrants, convertible securities) of persons (together with PAC) belonging to the category "Public" and holding more than 5% of the total number of shares of the company

Sr. No.	Name(s) of the shareholder(s) and the Persons Acting in Concert (PAC) with them	Number of shares held	Shares as a percentage of total number of shares (i.e. Grand Total (A) + (B) + (C) indicated in Statement at para (l) (a) above)	Details of warrants		Details of convertible securities		Total shares (including underlying shares assuming full conversion of warrants and convertible securities) as a % of diluted share capital
				Number of warrants	As a % total number of warrants of the same class	Number of convertible securities held	% w.r.t total number of convertible securities of the same class	
NIL								



**SUNDARAM FINANCE LIMITED****(I)(d) Statement showing details of locked-in shares****NOT APPLICABLE**

Sr.No.	Name of the shareholder	Number of locked-in shares	of	Locked-in shares as a percentage of total number of shares {i.e., Grand Total (A)+(B)+(C) indicated in Statement at para (1) (a) above}
		-	-	-

**(II)(a) Statement showing details of Depository Receipts(DRs)****NOT APPLICABLE**

Sr.No.	Type of outstanding DR (ADRs, GDRs, SDRs, etc.)	Number of outstanding DRs	Number of shares underlying outstanding DRs	Shares underlying outstanding DRs as a percentage of total number of shares {i.e., Grand Total (A)+(B)+(C) indicated in Statement at para (1) (a) above}
		-	-	-

**(II)(b) Statement showing Holding of Depository Receipts (DRs), where underlying shares held by 'promoter / promoter group' are in excess of 1% of the total number of shares****NOT APPLICABLE**

Sr.No.	Name of the DR Holder	Type of outstanding DR (ADRs, GDRs, SDRs, etc.)	Number of shares underlying outstanding DRs	Shares underlying outstanding DRs as a percentage of total number of shares {i.e., Grand Total (A)+(B)+(C) indicated in Statement at para (1) (a) above}
			-	-



**SUNDARAM FINANCE LIMITED**

(III) (a) **Statement showing the voting pattern of shareholders, if more than one class of shares / securities is issued by the issuer:**

**NOT  
APPLICABLE**

(Give description of voting rights for each class of security.

Class X:

Class Y:

Class Z:)

Category Code	Category of shareholder	Number of Voting Rights held in each class of securities			Total Voting Rights (III + IV + V)	Total Voting Rights I.e. (VI)	
		Class X	Class Y	Class Z		As a percentage of (A+B) (VII)	As a percentage of (A+B+C) (VIII)
(I)	(II)	(III)	(IV)	(V)	(VI)		
<b>(A)</b>	<b>Promoter and Promoter Group</b>						
<b>(1)</b>	<b>Indian</b>						
(a)	Individuals / Hindu Undivided Family						
(b)	Central Government / State Government(s)						
(c)	Bodies Corporate						
(d)	Financial Institutions / Banks						
(e)	Any Other (Specify)						
	<b>Sub-Total (A) (1)</b>						
<b>(2)</b>	<b>Foreign</b>						
(a)	Individuals (Non-Resident Individuals / Foreign Individuals)						
(b)	Bodies Corporate						
(c)	Institutions						
(d)	Any Other (Specify)						
	<b>Sub-Total (A) (2)</b>						
	<b>Total Shareholding of Promoter and Promoter Group (A) + (A) (1) + (A) (2)</b>						
<b>(B)</b>	<b>Public Shareholding</b>						
<b>(1)</b>	<b>Institutions</b>						
(a)	Mutual Funds / UTI						
(b)	Financial Institutions / Banks						
(c)	Central Government / State Government(s)						
(d)	Venture Capital Funds						
(e)	Insurance Companies						
(f)	Foreign Institutional Investors						
(g)	Foreign Venture Capital Investors						
(h)	Any Other (Specify)						
	<b>Sub-Total (B) (1)</b>						
<b>(2)</b>	<b>Non-institutions</b>						
(a)	Bodies Corporate						
(b)	Individuals - i. Individual shareholders holding nominal share capital upto Rs. 1 lakh  ii. Individual shareholders holding nominal share capital in excess of Rs. 1 lakh						
(c)	Any Other (Specify)						
	<b>Sub-Total (B) (2)</b>						
	<b>Total Public Shareholding (B) = (B) (1) + (B) (2)</b>						
	<b>TOTAL (A) +(B)</b>						
<b>(C)</b>	<b>Shares held by Custodians and against which Depository Receipts have been issued</b>						
	<b>GRAND TOTAL (A) + (B) + (C)</b>						

