


(I) (a) Statement showing Shareholding Pattern**Name of the Company : Sundaram Finance Limited****Scrip Code:SUNDARMFIN****Name of the scrip: Sundaram Finance Ltd.****Class of security:Equity****Quarter ended: 31.03.2012**

Partly paid-up shares:-	No. of partly paid-up shares	As a % of total no. of partly paid-up shares	As a % of total no. of shares of the company
Held by promoter / promoter group	NIL		
Held by public			
Total			
Outstanding convertible securities:-	No. of outstanding securities	As a % of total no. of outstanding convertible securities	As a % of total no. of shares of the company, assuming full conversion of the convertible securities
Held by promoter / promoter group	NIL		
Held by public			
Total			
Warrants:-	No. of warrants	As a % of total no. of warrants	As a % of total no. of shares of the company, assuming full conversion of warrants
Held by promoter / promoter group	NIL		
Held by public			
Total			
Total paid-up capital of the company, assuming full conversion of warrants and convertible securities	Rs.55,55,19,300/- (5,55,51,930 equity shares of Rs.10/- each fully paid-up)		



(I) (a) Statement showing Shareholding Pattern as on 31.03.2012 (Contd.)

Category Code	Category of shareholder	No. of Shareholders	Total Number of shares	Number of shares held in dematerialized form	Total shareholding as a percentage of total number of shares		Shares Pledged or otherwise encumbered	
					As a Percentage of (A+B)	As a Percentage of (A+B+C)	Number of Shares	As a %
(A)	Promoter and Promoter Group							
(1)	Indian							
(a)	Individuals/Hindu Undivided Family	109	14990717	14942071	26.99	26.99	Nil	N.A
(b)	Central Government / State Government(s)	-	-	-	-	-	-	-
(c)	Bodies Corporate	18	5550482	5550482	9.99	9.99	Nil	N.A
(d)	Financial Institutions/ Banks	-	-	-	-	-	-	-
(e)	Any Other (specify)	-	-	-	-	-	-	-
	Sub-Total (A)(1)	127	20541199	20492553	36.98	36.98	N.A	N.A
(2)	Foreign							
(a)	Individuals (Non-Resident Individuals / Foreign Individuals)	10	1152438	1152438	2.07	2.07	Nil	N.A
(b)	Bodies Corporate	-	-	-	-	-	-	-
(c)	Institutions	-	-	-	-	-	-	-
(d)	Any Other (specify)	-	-	-	-	-	-	-
	Sub-Total (A)(2)	10	1152438	1152438	2.07	2.07	N.A	N.A
	Total shareholding of Promoter and promoter Group (A)= (A)(1)+(A)(2)	137	21693637	21644991	39.05	39.05	N.A	N.A
(B)	Public Shareholding							
(1)	Institutions							
(a)	Mutual Funds / UTI	21	3640514	3640014	6.55	6.55		
(b)	Financial Institutions / Banks	5	1700	1100	0.00	0.00		
(c)	Central Government / State Government(s)	-	-	-	-	-		
(d)	Venture Capital Funds	-	-	-	-	-		
(e)	Insurance Companies	3	2413436	2413436	4.35	4.35		
(f)	Foreign Institutional Investors	37	2411922	2411672	4.34	4.34		
(g)	Foreign Venture Capital Investors	-	-	-	-	-		
(h)	Any Other (specify)	-	-	-	-	-		
	Sub- Total (B)(1)	66	8467572	8466222	15.24	15.24		
(2)	Non- Institutions							
(a)	Bodies Corporate	385	3411652	3322952	6.14	6.14		
(b)	Individuals							
i	Individual shareholders holding nominal shares capital up to Rs.1 lakh	14643	7551265	5221119	13.59	13.59		
ii	Individual shareholders holding nominal shares capital in excess of Rs.1 lakh	336	13023887	9824213	23.45	23.45		
(c)	Any Other:							
	Mr. M S Parthasarathy and Mr. S Krishnamurthy, Trustees, SFL Shares Trust. The Trustees do not have any voting rights in respect of these shares.	1	868506	868506	1.56	1.56		
	Trusts	4	530100	530100	0.96	0.96		
	Clearing Members	27	5311	5311	0.01	0.01		
	Sub- Total (B)(2)	15396	25390721	19772201	45.71	45.71		
	Total Public Shareholding (B)= (B)(1)+(B)(2)	15462	33858293	28238423	60.95	60.95	N.A	N.A
	Total (A)+(B)	15599	55551930	49883414	100.00	100.00		
(C)	Shares held by Custodian and against which Depository Receipts have been issued							
(1)	Promoter and Promoter Group	-	-	-	-	-	N.A	N.A
(2)	Public	-	-	-	-	-	N.A	N.A
	GRAND TOTAL (A)+(B)+(C)	15599	55551930	49883414	100.00	100.00		



SUNDARAM FINANCE LIMITED

(I) (b) Statement showing holding of securities (including shares, warrants, convertible securities) of persons belonging to the category "Promoter and Promoter Group"


Sr. No.	Name of the Shareholder	Details of Shares Held		Encumbered shares (*)			Details of warrants		Details of convertible securities		Total shares (including underlying shares assuming full conversion of warrants and convertible securities) as a % of diluted share capital
		No. of Shares held	As a % of grand total (A) + (B) + (C)	No.	As a percentage	As a % of grand total (A) + (B) + (C) of sub-clause (I) (a)	Number of warrants held	As a % total number of warrants of the same class	Number of convertible securities held	As a % total number of convertible securities of the same class	
(I)	(II)	(III)	(IV)	(V)	(VI) = (V) / (III) * 100	(VII)	(VIII)	(IX)	(X)	(XI)	(XII)
1	MASTER ASHWATHANARAYAN RAMJI Rep By F/G: MR N RAMJI & MR N RAMJI	300	0.00	-	-	-					0.00
2	MR N RAMJI & MASTER ASHWATHANARAYAN RAMJI Rep By F/G: MR N RAMJI	28260	0.05	-	-	-					0.05
3	MR N S RAMJI & MASTER ASHWATHANARAYAN RAMJI Rep By F/G: MR N S RAMJI	3442	0.01	-	-	-					0.01
4	MR N S RAMJI & MISS AISHWARYA RAMJI Rep By F/G: MR N S RAMJI	3442	0.01	-	-	-					0.01
5	MR N RAMJI & MASTER ASHWATHANARAYAN RAMJI Rep By F/G: MR N RAMJI	504	0.00	-	-	-					0.00
6	MR N RAMJI & MISS AISHWARYA RAMJI Rep By F/G: MR N RAMJI	504	0.00	-	-	-					0.00
7	MR N RAMJI & MRS SHARMILA RAMJI	394	0.00	-	-	-					0.00
8	MR N RAMJI & MASTER ASHWATHANARAYAN RAMJI Rep By F/G: MR N RAMJI	11800	0.02	-	-	-					0.02
9	MRS RAMAA KRISHNAN	179260	0.32	-	-	-					0.32
10	MR K SRIVATSAN	160174	0.29	-	-	-					0.29
11	MR SRINIVAS RAGHAVAN	13520	0.02	-	-	-					0.02
12	MRS INDIRA RENGARAJAN	315858	0.57	-	-	-					0.57
13	MS VEENA RAGHAVAN	9000	0.02	-	-	-					0.02
14	MRS SASHI PARTHASARATHY	89868	0.16	-	-	-					0.16




Sr. No.	Name of the Shareholder	Details of Shares Held		Encumbered shares (*)			Details of warrants		Details of convertible securities		Total shares (including underlying shares assuming full conversion of warrants and convertible securities) as a % of diluted share capital
		No. of Shares held	As a % of grand total (A) + (B) + (C)	No.	As a percentage	As a % of grand total (A) + (B) + (C) of sub-clause (I) (a)	Number of warrants held	As a % total number of warrants of the same class	Number of convertible securities held	As a % total number of convertible securities of the same class	
(I)	(II)	(III)	(IV)	(V)	(VI) = (V) / (III) * 100	(VII)	(VIII)	(IX)	(X)	(XI)	(XII)
15	MR AKSHAY KRISHNAN	103150	0.19	-	-	-					0.19
16	RAGHUVAMSA HOLDINGS PRIVATE LIMITED	191651	0.34	-	-	-					0.34
17	M/S. ATHREYA HARSHA HOLDINGS PRIVATE LIMITED	78089	0.14	-	-	-					0.14
18	M/S. UTHIRATTADHI SRIRAM HOLDINGS PRIVATE LTD	64778	0.12	-	-	-					0.12
19	M/S. REVATHI HOLDINGS PRIVATE LIMITED	61586	0.11	-	-	-					0.11
20	M/S. MAHAM HOLDINGS LIMITED	137526	0.25	-	-	-					0.25
21	M/S. SILVER OAK HOLDINGS LIMITED	36893	0.07	-	-	-					0.07
22	M/S. ALLEGRO HOLDINGS LIMITED	38150	0.07	-	-	-					0.07
23	M/S. ROHINI HOLDINGS PRIVATE LTD	35	0.00	-	-	-					0.00
24	M/S. PADMALAKSHMI HOLDINGS PRIVATE LTD	98492	0.18	-	-	-					0.18
25	MR JAIDEEP CHAKRAVARTHY	190378	0.34	-	-	-					0.34
26	MR PRADEEP CHAKRAVARTHY	181772	0.33	-	-	-					0.33
27	MR S CHAKRAVARTHY	304442	0.55	-	-	-					0.55
28	MR MOHAN ANANDA VENKATESAN	174232	0.31	-	-	-					0.31
29	MR S RAGHAVAN	82000	0.15	-	-	-					0.15
30	MRS ANURADHA RAGHAVAN	116632	0.21	-	-	-					0.21
31	MR S RAGHAVAN	55582	0.10	-	-	-					0.10
32	MRS USHA RAGHAVAN	467496	0.84	-	-	-					0.84
33	MR BARATH RENGARAJAN	100	0.00	-	-	-					0.00
34	MR MADHAN RENGARAJAN	20543	0.04	-	-	-					0.04
35	MRS CHITRA RAMANI	8368	0.02	-	-	-					0.02



Sr. No.	Name of the Shareholder	Details of Shares Held		Encumbered shares (*)			Details of warrants		Details of convertible securities		Total shares (including underlying shares assuming full conversion of warrants and convertible securities) as a % of diluted share capital
		No. of Shares held	As a % of grand total (A) + (B) + (C)	No.	As a percentage	As a % of grand total (A) + (B) + (C) of sub-clause (I) (a)	Number of warrants held	As a % total number of warrants of the same class	Number of convertible securities held	As a % total number of convertible securities of the same class	
(I)	(II)	(III)	(IV)	(V)	(VI) = (V) / (III) * 100	(VII)	(VIII)	(IX)	(X)	(XI)	(XII)
36	MRS SARASWATHI SRINIVASAN	152160	0.27	-	-	-					0.27
37	MISS TULSI S RAMANUJAM	4000	0.01	-	-	-					0.01
38	MRS MEERA KISHEN & MR M R L NARASIMHAN	342160	0.62	-	-	-					0.62
39	MR VIJAY SIMHADRI & MRS CHANDRA SIMHADRI	37406	0.07	-	-	-					0.07
40	MRS CHANDRA SIMHADRI & MR M R L NARASIMHAN	442224	0.80	-	-	-					0.80
41	MRS KAVITHA KISHAN & MRS MEERA KISHEN	87406	0.16	-	-	-					0.16
42	MR ANIL SIMHADRI & MRS CHANDRA SIMHADRI	37406	0.07	-	-	-					0.07
43	MR RAVIN KISHEN & MRS MEERA KISHEN	87406	0.16	-	-	-					0.16
44	MR S RAM & MR S VIJI	485872	0.87	-	-	-					0.87
45	MR SUMANTH RAMANUJAM	1606	0.00	-	-	-					0.00
46	MR K VASUDEVAN	143746	0.26	-	-	-					0.26
47	MRS LILY VIJAYARAGHAVAN & MRS SASHI PARTHASARATHY	86788	0.16	-	-	-					0.16
48	MR K VASUDEVAN & MRS LAKSHMI VASUDEVAN	23196	0.04	-	-	-					0.04
49	MRS LAKSHMI VASUDEVAN	137408	0.25	-	-	-					0.25
50	MR M R L NARASIMHAN	370792	0.67	-	-	-					0.67
51	MR SHARATH VIJAYARAGHAVAN	105000	0.19	-	-	-					0.19
52	MR SHRIRAM VIJAYARAGHAVAN	52000	0.09	-	-	-					0.09
53	MRS LILY VIJAYARAGHAVAN	132646	0.24	-	-	-					0.24



Sr. No.	Name of the Shareholder	Details of Shares Held		Encumbered shares (*)			Details of warrants		Details of convertible securities		Total shares (including underlying shares assuming full conversion of warrants and convertible securities) as a % of diluted share capital
		No. of Shares held	As a % of grand total (A) + (B) + (C)	No.	As a percentage	As a % of grand total (A) + (B) + (C) of sub-clause (I) (a)	Number of warrants held	As a % total number of warrants of the same class	Number of convertible securities held	As a % total number of convertible securities of the same class	
(I)	(II)	(III)	(IV)	(V)	(VI) = (V) / (III) * 100	(VII)	(VIII)	(IX)	(X)	(XI)	(XII)
54	MRS LILY VIJAYARAGHAVAN & MR BADRI VIJAYARAGHAVAN	86888	0.16	-	-	-					0.16
55	MRS LILY VIJAYARAGHAVAN & MR SHARATH VIJAYARAGHAVAN	86888	0.16	-	-	-					0.16
56	MRS RAMA SRIDHARAN	27960	0.05	-	-	-					0.05
57	MR N KRISHNAN	101592	0.18	-	-	-					0.18
58	MR ANANTH KRISHNAN	103150	0.19	-	-	-					0.19
59	MR SHREEN RAGHAVAN	17446	0.03	-	-	-					0.03
60	MRS DANGETY KRISHNAKUMARI	10206	0.02	-	-	-					0.02
61	MR DANGETY SATYANARAYANAMURTY	1456	0.00	-	-	-					0.00
62	M/S. ROHINI HOLDINGS PRIVATE LIMITED	647146	1.16	-	-	-					1.16
63	M/S. ALLEGRO HOLDINGS PRIVATE LIMITED	569400	1.02	-	-	-					1.02
64	M/S. SILVER OAK HOLDINGS PRIVATE LIMITED	681564	1.23	-	-	-					1.23
65	M/S. ATHREYA HARSHA HOLDINGS PRIVATE LIMITED	338602	0.61	-	-	-					0.61
66	M/S. UTHIRATTADHI SRIRAM HOLDINGS PRIVATE LIMITED	672002	1.21	-	-	-					1.21
67	M/S. MAHAM HOLDINGS PRIVATE LIMITED	118834	0.21	-	-	-					0.21
68	M/S. REVATHI HOLDINGS PRIVATE LIMITED	548634	0.99	-	-	-					0.99
69	M/S. PADMALAKSHMI HOLDINGS PRIVATE LIMITED	547924	0.99	-	-	-					0.99
70	M/S. RAGHUVAMSA HOLDINGS PRIVATE LIMITED	719166	1.29	-	-	-					1.29
71	MRS INDIRA KRISHNASWAMI	81090	0.15	-	-	-					0.15
72	MR NARAYANAN RAMJI	48380	0.09	-	-	-					0.09



Sr. No.	Name of the Shareholder	Details of Shares Held		Encumbered shares (*)			Details of warrants		Details of convertible securities		Total shares (including underlying shares assuming full conversion of warrants and convertible securities) as a % of diluted share capital
		No. of Shares held	As a % of grand total (A) + (B) + (C)	No.	As a percentage	As a % of grand total (A) + (B) + (C) of sub-clause (I) (a)	Number of warrants held	As a % total number of warrants of the same class	Number of convertible securities held	As a % total number of convertible securities of the same class	
(I)	(II)	(III)	(IV)	(V)	(VI) = (V) / (III) * 100	(VII)	(VIII)	(IX)	(X)	(XI)	(XII)
73	MR R. RAMANUJAM & MR R. SRIKANTH	52704	0.09	-	-	-					0.09
74	MR ANANTH RAMANUJAM	269946	0.49	-	-	-					0.49
75	MR T.T. RANGASWAMY, MR T.T. VENKATRAGHAVAN & MR T.T. SRINIVASARAGHAVAN	24314	0.04	-	-	-					0.04
76	MR T.T. RANGASWAMY, MR T.T. NARENDRAN & MR T.T. HAYAGREEVAN	24600	0.04	-	-	-					0.04
77	MR T T SRINIVASARAGHAVAN MRS VIMALA RANGASWAMY & MRS BAGYAM RAGHAVAN	42542	0.08	-	-	-					0.08
78	MRS BAGYAM RAGHAVAN & MR T T VENKATRAGHAVAN	56654	0.10	-	-	-					0.10
79	MR T T NARENDRAN, MRS VIMALA RANGASWAMY & MRS PADMINI NARENDRAN	81494	0.15	-	-	-					0.15
80	MRS PADMINI NARENDRAN & MR T T HAYAGREEVAN	53022	0.10	-	-	-					0.10
81	MRS VIMALA RANGASWAMY, MR T T NARENDRAN & MRS PADMINI NARENDRAN	47512	0.09	-	-	-					0.09
82	MR SRIVATS RAM	832286	1.50	-	-	-					1.50
83	MR SRIKANTH RAMANUJAM	455026	0.82	-	-	-					0.82
84	MR SRIRAM VIJI	623760	1.12	-	-	-					1.12
85	MR R. RAMANUJAM	116267	0.21	-	-	-					0.21
86	MRS RUPA SRIKANTH	35094	0.06	-	-	-					0.06
87	MR SRIKANTH RAMANUJAM & MRS RUPA SRIKANTH	2236	0.00	-	-	-					0.00




Sr. No.	Name of the Shareholder	Details of Shares Held		Encumbered shares (*)			Details of warrants		Details of convertible securities		Total shares (including underlying shares assuming full conversion of warrants and convertible securities) as a % of diluted share capital
		No. of Shares held	As a % of grand total (A) + (B) + (C)	No.	As a percentage	As a % of grand total (A) + (B) + (C) of sub-clause (i) (a)	Number of warrants held	As a % total number of warrants of the same class	Number of convertible securities held	As a % total number of convertible securities of the same class	
(I)	(II)	(III)	(IV)	(V)	(VI) = (V) / (III)* 100	(VII)	(VIII)	(IX)	(X)	(XI)	(XII)
88	MR S. NARAYANAN & MRS CHOODAMANI NARAYANAN	70760	0.13	-	-	-					0.13
89	MRS CHOODAMANI NARAYANAN	167360	0.30	-	-	-					0.30
90	MRS CHOODAMANI NARAYANAN & MR S. NARAYANAN	6752	0.01	-	-	-					0.01
91	MRS PREMA RAMANUJAM	321706	0.58	-	-	-					0.58
92	MRS ARUNA SANKARANARAYANAN	28420	0.05	-	-	-					0.05
93	MR S. RAM	251494	0.45	-	-	-					0.45
94	MR HARSHA VIJI	677159	1.22	-	-	-					1.22
95	MR ADITYA S. RAMANUJAM	86266	0.16	-	-	-					0.16
96	MR S. VIJI	444240	0.80	-	-	-					0.80
97	MRS VIJAYA RANGARAJAN	443682	0.80	-	-	-					0.80
98	MR SRIRAM VIJI & MRS CHITRA VIJI	1578	0.00	-	-	-					0.00
99	MR R. RAMANUJAM & MR ANANTH RAMANUJAM	12800	0.02	-	-	-					0.02
100	MR HARSHA VIJI & MRS CHITRA VIJI	1578	0.00	-	-	-					0.00
101	MRS NIVEDITA RAM	806074	1.45	-	-	-					1.45
102	MRS CHITRA VIJI	411517	0.74	-	-	-					0.74
103	MRS GITA RAM	564840	1.02	-	-	-					1.02
104	MR S. VIJI & MRS CHITRA VIJI	4342	0.01	-	-	-					0.01
105	MR ARJUN RANGARAJAN	622835	1.12	-	-	-					1.12
106	MR R. RAMANUJAM (HUF)	4996	0.01	-	-	-					0.01
107	MR SRIKANTH RAMANUJAM (HUF)	4000	0.01	-	-	-					0.01
108	MR SRIVATS RAM (HUF)	38600	0.07	-	-	-					0.07



Sr. No.	Name of the Shareholder	Details of Shares Held		Encumbered shares (*)			Details of warrants		Details of convertible securities		Total shares (including underlying shares assuming full conversion of warrants and convertible securities) as a % of diluted share capital
		No. of Shares held	As a % of grand total (A) + (B) + (C)	No.	As a percentage	As a % of grand total (A) + (B) + (C) of sub-clause (I) (a)	Number of warrants held	As a % total number of warrants of the same class	Number of convertible securities held	As a % total number of convertible securities of the same class	
(I)	(II)	(III)	(IV)	(V)	(VI) = (V) / (III) * 100	(VII)	(VIII)	(IX)	(X)	(XI)	(XII)
109	MR S. VIJI (HUF) .	56994	0.10	-	-	-					0.10
110	MR S. VIJI (HUF) .	182962	0.33	-	-	-					0.33
111	MISS ANUPAMA LAKSHMI RANGARAJAN .	297276	0.54	-	-	-					0.54
112	MR S. NARAYANAN .	2300	0.00	-	-	-					0.00
113	MR NARAYANAN RAMJI (HUF) .	204240	0.37	-	-	-					0.37
114	MR SRINIVASARAGHAVAN SUNDARAM .	519484	0.94	-	-	-					0.94
115	MR A.M. SRINIVASAN & MR S. KISHORE	226	0.00	-	-	-					0.00
116	MR S. KISHORE & MR A.M. SRINIVASAN	56806	0.10	-	-	-					0.10
117	MR SRIKANTH RAMANUJAM & MR ANANTH RAMANUJAM	411952	0.74	-	-	-					0.74
118	MISS TARIKA RAM (MINOR) .	6745	0.01	-	-	-					0.01
119	MISS TULSI S. RAMANUJAM (MINOR) .	82266	0.15	-	-	-					0.15
120	MR DAYA AMBIRAJAN .	59825	0.11	-	-	-					0.11
121	MASTER RANJAN AMBIRAJAN	3372	0.01	-	-	-					0.01
122	MR R. RAMANUJAM & MRS PREMA RAMANUJAM	4868	0.01	-	-	-					0.01
123	MR T T RANGASWAMY (HUF)	24662	0.04	-	-	-					0.04
124	MR T T SRINIVASA RAGHAVAN (HUF)	61596	0.11	-	-	-					0.11
125	MR T T RANGASWAMY (HUF)	19862	0.04	-	-	-					0.04
126	MR T T NARENDRAN (HUF)	47534	0.09	-	-	-					0.09
127	MR T T SRINIVASARAGHAVAN & MR T T NARENDRAN	54818	0.10	-	-	-					0.10
128	MR T T SRINIVASARAGHAVAN & MRS BAGYAM RAGHAVAN	52828	0.10	-	-	-					0.10



Sr. No.	Name of the Shareholder	Details of Shares Held		Encumbered shares (*)			Details of warrants		Details of convertible securities		Total shares (including underlying shares assuming full conversion of warrants and convertible securities) as a % of diluted share capital
		No. of Shares held	As a % of grand total (A) + (B) + (C)	No.	As a percentage	As a % of grand total (A) + (B) + (C) of sub-clause (I) (a)	Number of warrants held	As a % total number of warrants of the same class	Number of convertible securities held	As a % total number of convertible securities of the same class	
(I)	(II)	(III)	(IV)	(V)	(VI) = (V) / (III) * 100	(VII)	(VIII)	(IX)	(X)	(XI)	(XII)
129	MR T T NARENDRAN & MRS PADMINI NARENDRAN	53104	0.10	-	-	-					0.10
130	MR T T NARENDRAN & MRS PADMINI NARENDRAN	49072	0.09	-	-	-					0.09
131	MRS VIMALA RANGASWAMY, MR T T SRINIVASARAGHAVAN & MR T T VENKATRAGHAVAN	41332	0.07	-	-	-					0.07
132	MR A M SRINIVASAN	60	0.00	-	-	-					0.00
133	MR SHARATH VIJAYARAGHAVAN	87422	0.16	-	-	-					0.16
134	MRS LAKSHMI VIJAYARAGHAVAN	19930	0.04	-	-	-					0.04
135	MR BADRI VIJAYARAGHAVAN	185072	0.33	-	-	-					0.33
136	MR VISHNU VIJAYARAGHAVAN	37992	0.07	-	-	-					0.07
137	MR ANANTH RAMANUJAM	15000	0.03	-	-	-					0.03
	TOTAL	21693637	39.06								39.06



SUNDARAM FINANCE LIMITED**(I)(d) Statement showing details of locked-in shares****NOT APPLICABLE**

Sr.No.	Name of the shareholder	Number of locked-in shares	Locked-in shares as a percentage of total number of shares {i.e., Grand Total (A)+(B)+(C) indicated in Statement at para (1) (a) above}
		-	-

(II)(a) Statement showing details of Depository Receipts(DRs)**NOT APPLICABLE**

Sr.No.	Type of outstanding DR (ADRs, GDRs, SDRs, etc.)	Number of outstanding DRs	Number of shares underlying outstanding DRs	Shares underlying outstanding DRs as a percentage of total number of shares {i.e., Grand Total (A)+(B)+(C) indicated in Statement at para (1) (a) above}
		-	-	-

(II)(b) Statement showing Holding of Depository Receipts (DRs), where underlying shares held by 'promoter / promoter group' are in excess of 1% of the total number of shares**NOT APPLICABLE**

Sr.No.	Name of the DR Holder	Type of outstanding DR (ADRs, GDRs, SDRs, etc.)	Number of shares underlying outstanding DRs	Shares underlying outstanding DRs as a percentage of total number of shares {i.e., Grand Total (A)+(B)+(C) indicated in Statement at para (1) (a) above}
			-	-



(III) (a) **Statement showing the voting pattern of shareholders, if more than one class of shares / securities is issued by the issuer:**NOT
APPLICABLE

(Give description of voting rights for each class of security.

Class X:

Class Y:

Class Z:)

Category Code	Category of shareholder	Number of Voting Rights held in each class of securities			Total Voting Rights (III + IV + V)	Total Voting Rights i.e. (VI)	
		Class X	Class Y	Class Z		As a percentage of (A+B)	As a percentage of (A+B+C)
(I)	(II)	(III)	(IV)	(V)	(VI)	(VII)	(VIII)
(A)	Promoter and Promoter Group						
(1)	Indian						
(a)	Individuals / Hindu Undivided Family						
(b)	Central Government / State Government(s)						
(c)	Bodies Corporate						
(d)	Financial Institutions / Banks						
(e)	Any Other (Specify)						
	Sub-Total (A) (1)						
(2)	Foreign						
(a)	Individuals (Non-Resident Individuals / Foreign Individuals)						
(b)	Bodies Corporate						
(c)	Institutions						
(d)	Any Other (Specify)						
	Sub-Total (A) (2)						
	Total Shareholding of Promoter and Promoter Group (A) + (A) (1) + (A) (2)						
(B)	Public Shareholding						
(1)	Institutions						
(a)	Mutual Funds / UTI						
(b)	Financial Institutions / Banks						
(c)	Central Government / State Government(s)						
(d)	Venture Capital Funds						
(e)	Insurance Companies						
(f)	Foreign Institutional Investors						
(g)	Foreign Venture Capital Investors						
(h)	Any Other (Specify)						
	Sub-Total (B) (1)						
(2)	Non-institutions						
(a)	Bodies Corporate						
(b)	Individuals - i. Individual shareholders holding nominal share capital upto Rs. 1 lakh ii. Individual shareholders holding nominal share capital in excess of Rs.1 lakh						
(c)	Any Other (Specify)						
	Sub-Total (B) (2)						
	Total Public Shareholding (B) = (B)(1) + (B) (2)						
	TOTAL (A) +(B)						
(C)	Shares held by Custodians and against which Depository Receipts have been issued						
	GRAND TOTAL (A) + (B) + (C)						

