



(I) (a) Statement showing Shareholding Pattern**Name of the Company : Sundaram Finance Limited****Scrip Code:SUNDARMFIN****Name of the scrip: Sundaram Finance Ltd.****Class of security:Equity****Quarter Ended: 31st December 2012**

Partly paid-up shares:-	No. of partly paid-up shares	As a % of total no. of partly paid-up shares	As a % of total no. of shares of the company
Held by promoter / promoter group	NIL		
Held by public			
Total			
Outstanding convertible securities:-	No. of outstanding securities	As a % of total no. of outstanding convertible securities	As a % of total no. of shares of the company, assuming full conversion of the convertible securities
Held by promoter / promoter group	NIL		
Held by public			
Total			
Warrants:-	No. of warrants	As a % of total no. of warrants	As a % of total no. of shares of the company, assuming full conversion of warrants
Held by promoter / promoter group	NIL		
Held by public			
Total			
Total paid-up capital of the company, assuming full conversion of warrants and convertible securities	Rs.111,10,38,600/- (11,11,03,860 equity shares of Rs.10/- each fully paid-up)		



(I) (a) Statement showing Shareholding Pattern (Contd.)

Category Code	Category of shareholder	No. of Shareholders	Total Number of shares	Number of shares held in dematerialized form	Total shareholding as a percentage of total number of shares		Shares Pledged or otherwise encumbered	
					As a Percentage of (A+B)	As a Percentage of (A+B+C)	Number of Shares	As a %
(A)	Promoter and Promoter Group							
(1)	Indian							
(a)	Individuals/Hindu Undivided Family	104	30097020	29999728	27.09	27.09	Nil	N.A
(b)	Central Government / State Government(s)	-	-	-	-	-	-	-
(c)	Bodies Corporate	18	11100964	11100964	9.99	9.99	Nil	N.A
(d)	Financial Institutions/ Banks	-	-	-	-	-	-	-
(e)	Any Other (specify)	-	-	-	-	-	-	-
	Sub-Total (A)(1)	122	41197984	41100692	37.08	37.08	N.A	N.A
(2)	Foreign							
(a)	Individuals (Non-Resident Individuals / Foreign Individuals)	5	796556	796556	0.72	0.72	Nil	N.A
(b)	Bodies Corporate	-	-	-	-	-	-	-
(c)	Institutions	-	-	-	-	-	-	-
(d)	Qualified Foreign Investor	-	-	-	-	-	-	-
(e)	Any Other (specify)	-	-	-	-	-	-	-
	Sub-Total (A)(2)	5	796556	796556	0.72	0.72	N.A	N.A
	Total shareholding of Promoter and promoter Group (A)= (A)(1)+(A)(2)	127	41994540	41897248	37.80	37.80	N.A	N.A




Category Code	Category of shareholder	No. of Shareholders	Total Number of shares	Number of shares held in dematerialized form	Total shareholding as a percentage of total number of shares		Shares Pledged or otherwise encumbered	
					As a Percentage of (A+B)	As a Percentage of (A+B+C)	Number of Shares	As a %
(B)	Public Shareholding						N.A	N.A
(1)	Institutions						N.A	N.A
(a)	Mutual Funds / UTI	23	5680235	5679735	5.11	5.11		
(b)	Financial Institutions / Banks	7	7720	6520	0.01	0.01		
(c)	Central Government / State Government(s)	-	-	-	-	-		
(d)	Venture Capital Funds	-	-	-	-	-		
(e)	Insurance Companies	3	4359704	4359704	3.92	3.92		
(f)	Foreign Institutional Investors	47	4591916	4591416	4.13	4.13		
(g)	Foreign Venture Capital Investors	-	-	-	-	-		
(h)	Qualified Foreign Investor	-	-	-	-	-		
(i)	Any Other (specify)	-	-	-	-	-		
	Sub- Total (B)(1)	80	14639575	14637375	13.17	13.17		
(2)	Non- Institutions						N.A	N.A
(a)	Bodies Corporate	646	7633706	7537206	6.87	6.87		
(b)	Individuals							
i	Individual shareholders holding nominal shares capital up to Rs.1 lakh	18885	12146218	8932250	10.93	10.93		
ii	Individual shareholders holding nominal shares capital in excess of Rs.1 lakh	592	31843313	24979728	28.66	28.66		
(c)	Qualified Foreign Investor	-	-	-	-	-		
(d)	Any Other: Mr. M S Parthasarathy and Mr. S Krishnamurthy, Trustees, SFL Shares Trust. The Trustees do not have any voting rights in respect of these shares.	1	1737012	1737012	1.56	1.56		
	Trusts	5	1082350	1082350	0.98	0.98		
	Clearing Members	67	27146	27146	0.03	0.03		
	Sub- Total (B)(2)	20196	54469745	44295692	49.03	49.03		
	Total Public Shareholding (B) = (B)(1)+(B)(2)	20276	69109320	58933067	62.20	62.20	N.A	N.A
	Total (A)+(B)	20403	111103860	100830315	100.00	100.00		
(C)	Shares held by Custodian and against which Depository Receipts have been issued						N.A	N.A
(1)	Promoter and Promoter Group							
(2)	Public							
	GRAND TOTAL (A)+(B)+(C)	20403	111103860	100830315	100.00	100.00		




SUNDARAM FINANCE LIMITED

(I) (b) Statement showing holding of securities (including shares, warrants, convertible securities) of persons belonging to the category "Promoter and Promoter Group"


Sr. No.	Name of the Shareholder	Details of Shares Held		Encumbered shares (*)			Details of warrants		Details of convertible securities		Total shares (including underlying shares assuming full conversion of warrants and convertible securities) as a % of diluted share capital
		No. of Shares held	As a % of grand total (A) + (B) + (C)	No.	As a percentage	As a % of grand total (A) + (B) + (C) of sub-clause (I) (a)	Number of warrants held	As a % total number of warrants of the same class	Number of convertible securities held	As a % total number of convertible securities of the same class	
(I)	(II)	(III)	(IV)	(V)	(VI) = (V) / (III) * 100	(VII)	(VIII)	(IX)	(X)	(XI)	(XII)
1	MASTER ASHWATHANARAYAN RAMJI Rep By F/G: MR N RAMJI & MR N RAMJI	600	0.00	-	-	-	Not Applicable				0.00
2	MR N RAMJI & MASTER ASHWATHANARAYAN RAMJI Rep By F/G: MR N RAMJI	56520	0.05	-	-	-					0.05
3	MR N S RAMJI & MASTER ASHWATHANARAYAN RAMJI Rep By F/G: MR N S RAMJI	6884	0.01	-	-	-					0.01
4	MR N S RAMJI & MISS AISHWARYA RAMJI Rep By F/G: MR N S RAMJI	6884	0.01	-	-	-					0.01
5	MR N RAMJI & MASTER ASHWATHANARAYAN RAMJI Rep By F/G: MR N RAMJI	1008	0.00	-	-	-					0.00
6	MR N RAMJI & MISS AISHWARYA RAMJI Rep By F/G: MR N RAMJI	1008	0.00	-	-	-					0.00
7	MR N RAMJI & MRS SHARMILA RAMJI	788	0.00	-	-	-					0.00
8	MR N RAMJI & MASTER ASHWATHANARAYAN RAMJI Rep By F/G: MR N RAMJI	23600	0.02	-	-	-					0.02
9	MR SRINIVAS RAGHAVAN	27040	0.02	-	-	-					0.02
10	MR AKSHAY KRISHNAN	206300	0.19	-	-	-					0.19
11	RAGHUVAMSA HOLDINGS PRIVATE LIMITED	383302	0.34	-	-	-					0.34




Sr. No.	Name of the Shareholder	Details of Shares Held		Encumbered shares (*)			Details of warrants		Details of convertible securities		Total shares (including underlying shares assuming full conversion of warrants and convertible securities) as a % of diluted share capital
		No. of Shares held	As a % of grand total (A) + (B) + (C)	No.	As a percentage	As a % of grand total (A) + (B) + (C) of sub-clause (I) (a)	Number of warrants held	As a % total number of warrants of the same class	Number of convertible securities held	As a % total number of convertible securities of the same class	
12	M/S. ATHREYA HARSHA HOLDINGS PRIVATE LIMITED	156178	0.14	-	-	-					0.14
13	M/S. UTHIRATTADHI SRIRAM HOLDINGS PRIVATE LTD	129556	0.12	-	-	-					0.12
14	M/S. REVATHI HOLDINGS PRIVATE LIMITED	123192	0.11	-	-	-					0.11
15	M/S. MAHAM HOLDINGS LIMITED	275052	0.25	-	-	-					0.25
16	M/S. SILVER OAK HOLDINGS LIMITED	73786	0.07	-	-	-					0.07
17	M/S. ALLEGRO HOLDINGS LIMITED	76300	0.07	-	-	-					0.07
18	M/S. ROHINI HOLDINGS PRIVATE LTD	70	0.00	-	-	-					0.00
19	M/S. PADMALAKSHMI HOLDINGS PRIVATE LTD	196984	0.18	-	-	-					0.18
20	MR JAIDEEP CHAKRAVARTHY	380756	0.34	-	-	-					0.34
21	MR PRADEEP CHAKRAVARTHY	363544	0.33	-	-	-					0.33
22	MR S CHAKRAVARTHY	608884	0.55	-	-	-					0.55
23	MR S RAGHAVAN	164000	0.15	-	-	-					0.15
24	MRS ANURADHA RAGHAVAN	233264	0.21	-	-	-					0.21
25	MR S RAGHAVAN	129164	0.12	-	-	-					0.12
26	MRS USHA RAGHAVAN	934992	0.84	-	-	-					0.84
27	MR BARATH RENGARAJAN	643652	0.58	-	-	-					0.58
28	MADHAN RENGARAJAN	2616	0.00	-	-	-					0.00
29	MRS SARASWATHI SRINIVASAN	304320	0.27	-	-	-					0.27
30	MISS TULSI S RAMANUJAM	8000	0.01	-	-	-					0.01
31	MR VIJAY SIMHADRI & MRS CHANDRA SIMHADRI	577432	0.52	-	-	-					0.52
32	MR ANIL SIMHADRI & MRS CHANDRA SIMHADRI	74812	0.07	-	-	-					0.07
33	MR S RAM & MR S VIJI	1111114	1.00	-	-	-					1.00
34	MR SUMANTH RAMANUJAM	3212	0.00	-	-	-					0.00
35	MR K VASUDEVAN	287492	0.26	-	-	-					0.26




Sr. No.	Name of the Shareholder	Details of Shares Held		Encumbered shares (*)			Details of warrants		Details of convertible securities		Total shares (including underlying shares assuming full conversion of warrants and convertible securities) as a % of diluted share capital
		No. of Shares held	As a % of grand total (A) + (B) + (C)	No.	As a percentage	As a % of grand total (A) + (B) + (C) of sub-clause (I) (a)	Number of warrants held	As a % total number of warrants of the same class	Number of convertible securities held	As a % total number of convertible securities of the same class	
36	MRS LILY VIJAYARAGHAVAN & MRS SASHI PARTHASARATHY	353312	0.32	-	-	-					0.32
37	MR K VASUDEVAN & MRS LAKSHMI VASUDEVAN	46392	0.04	-	-	-					0.04
38	MRS LAKSHMI VASUDEVAN	274816	0.25	-	-	-					0.25
39	MRS MEERA KISHEN, MR ROOP KISHEN & MR RAVIN KISHEN	174812	0.16	-	-	-					0.16
40	MRS MEERA KISHEN, MR ROOP KISHEN & MRS KAVITHA KISHEN	174812	0.16	-	-	-					0.16
41	MRS CHANDRA SIMHADRI	502620	0.45	-	-	-					0.45
42	MRS MEERA KISHEN	805112	0.72	-	-	-					0.72
43	MR SHARATH VIJAYARAGHAVAN	314000	0.28	-	-	-					0.28
44	MRS LILY VIJAYARAGHAVAN	635436	0.57	-	-	-					0.57
45	MRS LILY VIJAYARAGHAVAN & MR BADRI VIJAYARAGHAVAN	173776	0.16	-	-	-					0.16
46	MRS LILY VIJAYARAGHAVAN & MR SHARATH VIJAYARAGHAVAN	173776	0.16	-	-	-					0.16
47	MRS RAMA SRIDHARAN	55920	0.05	-	-	-					0.05
48	MR N KRISHNAN	203184	0.18	-	-	-					0.18
49	MR ANANTH KRISHNAN	206300	0.19	-	-	-					0.19
50	MR SHREEN RAGHAVAN	34892	0.03	-	-	-					0.03
51	MRS DANGETY KRISHNAKUMARI	20412	0.02	-	-	-					0.02
52	MR DANGETY SATYANARAYANAMURTY	2912	0.00	-	-	-					0.00
53	M/S. ROHINI HOLDINGS PRIVATE LIMITED	1294292	1.16	-	-	-					1.16
54	M/S. ALLEGRO HOLDINGS PRIVATE LIMITED	1138800	1.02	-	-	-					1.02
55	M/S. SILVER OAK HOLDINGS PRIVATE LIMITED	1363128	1.23	-	-	-					1.23




Sr. No.	Name of the Shareholder	Details of Shares Held		Encumbered shares (*)			Details of warrants		Details of convertible securities		Total shares (including underlying shares assuming full conversion of warrants and convertible securities) as a % of diluted share capital
		No. of Shares held	As a % of grand total (A) + (B) + (C)	No.	As a percentage	As a % of grand total (A) + (B) + (C) of sub-clause (I) (a)	Number of warrants held	As a % total number of warrants of the same class	Number of convertible securities held	As a % total number of convertible securities of the same class	
56	M/S. ATHREYA HARSHA HOLDINGS PRIVATE LIMITED	677204	0.61	-	-	-					0.61
57	M/S. UTHIRATTADHI SRIRAM HOLDINGS PRIVATE LIMITED	1344004	1.21	-	-	-					1.21
58	M/S. MAHAM HOLDINGS PRIVATE LIMITED	237668	0.21	-	-	-					0.21
59	M/S. REVATHI HOLDINGS PRIVATE LIMITED	1097268	0.99	-	-	-					0.99
60	M/S. PADMALAKSHMI HOLDINGS PRIVATE LIMITED	1095848	0.99	-	-	-					0.99
61	M/S. RAGHUVAMSA HOLDINGS PRIVATE LIMITED	1438332	1.29	-	-	-					1.29
62	MRS INDIRA KRISHNASWAMI	162180	0.15	-	-	-					0.15
63	MR NARAYANAN RAMJI	96760	0.09	-	-	-					0.09
64	MR R. RAMANUJAM & MR R. SRIKANTH	125688	0.11	-	-	-					0.11
65	MR ANANTH RAMANUJAM	539892	0.49	-	-	-					0.49
66	MR T.T. RANGASWAMY, MR T.T. VENKATRAGHAVAN & MR T.T. SRINIVASARAGHAVAN	48628	0.04	-	-	-					0.04
67	MR T.T. RANGASWAMY, MR T.T. NARENDRAN & MR T.T. HAYAGREEVAN	49200	0.04	-	-	-					0.04
68	MR T T SRINIVASARAGHAVAN MRS VIMALA RANGASWAMY & MRS BAGYAM RAGHAVAN	85084	0.08	-	-	-					0.08
69	MRS BAGYAM RAGHAVAN & MR T T VENKATRAGHAVAN	113308	0.10	-	-	-					0.10
70	MR T T NARENDRAN, MRS VIMALA RANGASWAMY & MRS PADMINI NARENDRAN	162988	0.15	-	-	-					0.15




Sr. No.	Name of the Shareholder	Details of Shares Held		Encumbered shares (*)			Details of warrants		Details of convertible securities		Total shares (including underlying shares assuming full conversion of warrants and convertible securities) as a % of diluted share capital
		No. of Shares held	As a % of grand total (A) + (B) + (C)	No.	As a percentage	As a % of grand total (A) + (B) + (C) of sub-clause (I) (a)	Number of warrants held	As a % total number of warrants of the same class	Number of convertible securities held	As a % total number of convertible securities of the same class	
71	MRS PADMINI NARENDRAN & MR T T HAYAGREEVAN	106044	0.10	-	-	-					0.10
72	MRS VIMALA RANGASWAMY, MR T T NARENDRAN & MRS PADMINI NARENDRAN	95024	0.09	-	-	-					0.09
73	MR SRIVATS RAM .	1669572	1.50	-	-	-					1.50
74	MR SRIKANTH RAMANUJAM .	910052	0.82	-	-	-					0.82
75	MR SRIRAM VIJI .	1247520	1.12	-	-	-					1.12
76	MR R. RAMANUJAM .	232534	0.21	-	-	-					0.21
77	MRS RUPA SRIKANTH .	70188	0.06	-	-	-					0.06
78	MR SRIKANTH RAMANUJAM & MRS RUPA SRIKANTH	4472	0.00	-	-	-					0.00
79	MR S. NARAYANAN & MRS CHOODAMANI NARAYANAN	141520	0.13	-	-	-					0.13
80	MRS CHOODAMANI NARAYANAN .	334720	0.30	-	-	-					0.30
81	MRS CHOODAMANI NARAYANAN & MR S. NARAYANAN	13504	0.01	-	-	-					0.01
82	MRS PREMA RAMANUJAM .	643412	0.58	-	-	-					0.58
83	MRS ARUNA SANKARANARAYANAN .	56840	0.05	-	-	-					0.05
84	MR S. RAM .	502988	0.45	-	-	-					0.45
85	MR HARSHA VIJI .	1354318	1.22	-	-	-					1.22
86	MR ADITYA S. RAMANUJAM .	172532	0.16	-	-	-					0.16
87	MR S. VIJI .	892480	0.80	-	-	-					0.80
88	MRS VIJAYA RANGARAJAN .	887364	0.80	-	-	-					0.80
89	MR SRIRAM VIJI & MRS CHITRA VIJI	3156	0.00	-	-	-					0.00
90	MR R. RAMANUJAM & MR ANANTH RAMANUJAM	25600	0.02	-	-	-					0.02
91	MR HARSHA VIJI & MRS CHITRA VIJI	3156	0.00	-	-	-					0.00



Sr. No.	Name of the Shareholder	Details of Shares Held		Encumbered shares (*)			Details of warrants		Details of convertible securities		Total shares (including underlying shares assuming full conversion of warrants and convertible securities) as a % of diluted share capital
		No. of Shares held	As a % of grand total (A) + (B) + (C)	No.	As a percentage	As a % of grand total (A) + (B) + (C) of sub-clause (I) (a)	Number of warrants held	As a % total number of warrants of the same class	Number of convertible securities held	As a % total number of convertible securities of the same class	
92	MRS NIVEDITA RAM .	1616566	1.46	-	-	-					1.46
93	MRS CHITRA VIJI .	823034	0.74	-	-	-					0.74
94	MRS GITA RAM .	1134680	1.02	-	-	-					1.02
95	MR S. VIJI & MRS CHITRA VIJI	8684	0.01	-	-	-					0.01
96	MR ARJUN RANGARAJAN .	1245270	1.12	-	-	-					1.12
97	MR R. RAMANUJAM (HUF) .	9992	0.01	-	-	-					0.01
98	MR SRIKANTH RAMANUJAM (HUF) .	8000	0.01	-	-	-					0.01
99	MR SRIVATS RAM (HUF) .	77200	0.07	-	-	-					0.07
100	MR S. VIJI (HUF) .	113988	0.10	-	-	-					0.10
101	MR S. VIJI (HUF) .	365924	0.33	-	-	-					0.33
102	MISS ANUPAMA LAKSHMI RANGARAJAN .	594552	0.54	-	-	-					0.54
103	MR S. NARAYANAN .	4600	0.00	-	-	-					0.00
104	MR NARAYANAN RAMJI (HUF) .	408480	0.37	-	-	-					0.37
105	MR SRINIVASARAGHAVAN SUNDARAM .	1038968	0.94	-	-	-					0.94
106	MR A.M. SRINIVASAN & MR S. KISHORE	452	0.00	-	-	-					0.00
107	MR S. KISHORE & MR A.M. SRINIVASAN	113612	0.10	-	-	-					0.10
108	MR SRIKANTH RAMANUJAM & MR ANANTH RAMANUJAM	823904	0.74	-	-	-					0.74
109	MISS TARIKA RAM (MINOR) .	13490	0.01	-	-	-					0.01
110	MISS TULSI S. RAMANUJAM (MINOR) .	164532	0.15	-	-	-					0.15
111	MR DAYA AMBIRAJAN .	119650	0.11	-	-	-					0.11
112	MASTER RANJAN AMBIRAJAN	6744	0.01	-	-	-					0.01
113	MR R. RAMANUJAM & MRS PREMA RAMANUJAM	9736	0.01	-	-	-					0.01
114	MR T T RANGASWAMY (HUF)	49324	0.04	-	-	-					0.04
115	MR T T SRINIVASA RAGHAVAN (HUF)	123192	0.11	-	-	-					0.11
116	MR T T RANGASWAMY (HUF)	39724	0.04	-	-	-					0.04



Sr. No.	Name of the Shareholder	Details of Shares Held		Encumbered shares (*)			Details of warrants		Details of convertible securities		Total shares (including underlying shares assuming full conversion of warrants and convertible securities) as a % of diluted share capital
		No. of Shares held	As a % of grand total (A) + (B) + (C)	No.	As a percentage	As a % of grand total (A) + (B) + (C) of sub-clause (I) (a)	Number of warrants held	As a % total number of warrants of the same class	Number of convertible securities held	As a % total number of convertible securities of the same class	
117	MR T T NARENDRAN (HUF)	95068	0.09	-	-	-					0.09
118	MR T T SRINIVASARAGHAVAN & MR T T NARENDRAN	109636	0.10	-	-	-					0.10
119	MR T T SRINIVASARAGHAVAN & MRS BAGYAM RAGHAVAN	105656	0.10	-	-	-					0.10
120	MR T T NARENDRAN & MRS PADMINI NARENDRAN	106208	0.10	-	-	-					0.10
121	MR T T NARENDRAN & MRS PADMINI NARENDRAN	98144	0.09	-	-	-					0.09
122	MRS VIMALA RANGASWAMY, MR T T SRINIVASARAGHAVAN & MR T T VENKATRAGHAVAN	82664	0.07	-	-	-					0.07
123	MR A M SRINIVASAN	120	0.00	-	-	-					0.00
124	MR VISHNU VIJAYARAGHAVAN	75984	0.07	-	-	-					0.07
125	MRS LAKSHMI VIJAYARAGHAVAN	39860	0.04	-	-	-					0.04
126	MR SHARATH VIJAYARAGHAVAN	174844	0.16	-	-	-					0.16
127	MR ANANTH RAMANUJAM	30000	0.03	-	-	-					0.03
	TOTAL	41994540	37.80								37.80




SUNDARAM FINANCE LIMITED

(l) (c) (i) Statement showing holding of securities (including shares, warrants, convertible securities) of persons belonging to the category "Public" and holding more than 1% of the total number of shares

Sr. No.	Name of the shareholder	Number of shares held	Shares as a percentage of total number of shares (i.e. Grand Total (A) + (B) + (C) indicated in Statement at para (l) (a) above)	Details of warrants		Details of convertible securities		Total shares (including underlying shares assuming full conversion of warrants and convertible securities) as a % of diluted share capital
				Number of warrants held	As a % total number of warrants of the same class	Number of convertible securities held	% w.r.t total number of convertible securities of the same class	
1	United India Insurance Company Limited	3576224	3.22			NIL		3.22
2	India Motor Parts & Accessories Limited	2780000	2.50					2.50
3	Templeton India Equity Income Fund	2123832	1.91					1.91
4	Bright Star Investments Pvt. Ltd.	2073934	1.87					1.87
5	M S Parthasarathy & S Krishnamurthy	1737012	1.56					1.56
6	Pari Washington Company Pvt. Ltd. A/c. Pari Washington India Master Fund Ltd.	1127296	1.01					1.01
	Total	13418298	12.08					12.08

(l) (c) (ii) Statement showing holding of securities (including shares, warrants, convertible securities) of persons (together with PAC) belonging to the category "Public" and holding more than 5% of the total number of shares of the company

Sr. No.	Name(s) of the shareholder(s) and the Persons Acting in Concert (PAC) with them	Number of shares held	Shares as a percentage of total number of shares (i.e. Grand Total (A) + (B) + (C) indicated in Statement at para (l) (a) above)	Details of warrants		Details of convertible securities		Total shares (including underlying shares assuming full conversion of warrants and convertible securities) as a % of diluted share capital
				Number of warrants	As a % total number of warrants of the same class	Number of convertible securities held	% w.r.t total number of convertible securities of the same class	
NIL								



SUNDARAM FINANCE LIMITED**(I)(d) Statement showing details of locked-in shares****NOT APPLICABLE**


Sr.No.	Name of the shareholder	Number of locked-in shares	of	Locked-in shares as a percentage of total number of shares {i.e., Grand Total (A)+(B)+(C) indicated in Statement at para (1) (a) above}
		-	-	-

(III)(a) Statement showing details of Depository Receipts(DRs)**NOT APPLICABLE**

Sr.No.	Type of outstanding DR (ADRs, GDRs, SDRs, etc.)	Number of outstanding DRs	Number of shares underlying outstanding DRs	Shares underlying outstanding DRs as a percentage of total number of shares {i.e., Grand Total (A)+(B)+(C) indicated in Statement at para (1) (a) above}
		-	-	-

(II)(b) Statement showing Holding of Depository Receipts (DRs), where underlying shares held by 'promoter / promoter group' are in excess of 1% of the total number of shares**NOT APPLICABLE**

Sr.No.	Name of the DR Holder	Type of outstanding DR (ADRs, GDRs, SDRs, etc.)	Number of shares underlying outstanding DRs	Shares underlying outstanding DRs as a percentage of total number of shares {i.e., Grand Total (A)+(B)+(C) indicated in Statement at para (1) (a) above}
			-	-



SUNDARAM FINANCE LIMITED

(III) (a) **Statement showing the voting pattern of shareholders, if more than one class of shares / securities is issued by the issuer:**

**NOT
APPLICABLE**

(Give description of voting rights for each class of security.

Class X:

Class Y:

Class Z:)

Category Code	Category of shareholder	Number of Voting Rights held in each class of securities			Total Voting Rights (III + IV + V)	Total Voting Rights i.e. (VI)	
		Class X	Class Y	Class Z		As a percentage of (A+B) (VII)	As a percentage of (A+B+C) (VIII)
(I)	(II)	(III)	(IV)	(V)	(VI)	(VII)	(VIII)
(A)	Promoter and Promoter Group						
(1)	Indian						
(a)	Individuals / Hindu Undivided Family						
(b)	Central Government / State Government(s)						
(c)	Bodies Corporate						
(d)	Financial Institutions / Banks						
(e)	Any Other (Specify)						
	Sub-Total (A) (1)						
(2)	Foreign						
(a)	Individuals (Non-Resident Individuals / Foreign Individuals)						
(b)	Bodies Corporate						
(c)	Institutions						
(d)	Any Other (Specify)						
	Sub-Total (A) (2)						
	Total Shareholding of Promoter and Promoter Group (A) + (A) (1) + (A) (2)						
(B)	Public Shareholding						
(1)	Institutions						
(a)	Mutual Funds / UTI						
(b)	Financial Institutions / Banks						
(c)	Central Government / State Government(s)						
(d)	Venture Capital Funds						
(e)	Insurance Companies						
(f)	Foreign Institutional Investors						
(g)	Foreign Venture Capital Investors						
(h)	Any Other (Specify)						
	Sub-Total (B) (1)						
(2)	Non-Institutions						
(a)	Bodies Corporate						
(b)	Individuals - i. Individual shareholders holding nominal share capital upto Rs.1 lakh ii. Individual shareholders holding nominal share capital in excess of Rs.1 lakh						
(c)	Any Other (Specify)						
	Sub-Total (B)(2)						
	Total Public Shareholding (B) = (B)(1) + (B) (2)						
	TOTAL (A) +(B)						
(C)	Shares held by Custodians and against which Depository Receipts have been issued						
	GRAND TOTAL (A) + (B) + (C)						

